

Nutanix

NCP-MCI Exam

Nutanix Certified Professional - Multicloud Infrastructure v6.5



Thank you for Downloading NCP-MCI exam PDF Demo

You can Buy Latest NCP-MCI Full Version Download

<https://www.certkillers.net/Exam/NCP-MCI>

Version: 5.3

Question: 1

An administrator is setting up a Nutanix cluster and needs to configure the default VLAN.

Which configuration should the administrator choose?

- A. Vlan.0
- B. Vlan.1
- C. Vlan.2
- D. Vlan.7

Answer: A

Explanation:

<https://next.nutanix.com/installation-configuration-23/nutanix-vlan-34170>

Question: 2

An administrator has been tasked with increasing security on Nutanix cluster by disabling password authentication when accessing the CVM and AHV hosts and instead moving to key-based SSH,

What is the easiest way for the administrator to meet these needs?

- A. Configure LDAP authentication through a secure server,
- B. Enable STIES via commend line on SSH to CVM.
- C. Enable Cluster Lockdown and provide an RSA key.
- D. Restrict access with User Management in Prism.

Answer: C

Explanation:

"An administrator has been tasked with increasing security on Nutanix cluster by disabling password authentication when accessing the CVM and AHV hosts and instead moving to key-based SSH, What is the easiest way for the administrator to meet these needs? Enable Cluster Lockdown and provide an RSA key."

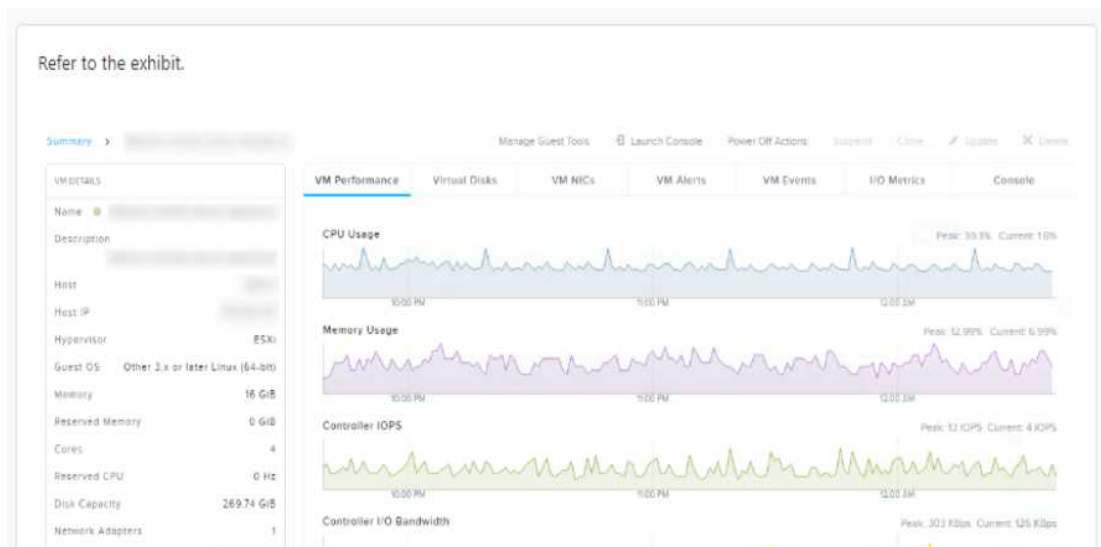
Cluster Lockdown mode disables password authentication when accessing the CVM and AHV hosts and instead requires key-based SSH. To enable Cluster Lockdown mode, you need to provide an RSA key.

Therefore, by enabling Cluster Lockdown mode and providing an RSA key, you can increase security on Nutanix cluster by disabling password authentication when accessing the CVM and AHV hosts and instead moving to key-based SSH with minimal effort.

<https://next.nutanix.com/how-it-works-22/streamlined-login-and-increase-security-key-based-ssh-login-37397>

Question: 3

A user is complaining about slowness of a mission-critical MSSQL Server. The administrator logs into Prism Element to investigate the VM performance and observes what is shown in the diagram.



Which action would best improve VM performance?

- A. Disable hyperthreading in the BIOS.
- B. Add additional RAM to the user VM.
- C. Add additional RAM to the host on which the VM is running.
- D. Ensure the host's CPUs are not excessively overcommitted.

Answer: B

Explanation:

[Prism Element is a graphical user interface that allows you to manage Nutanix clusters1. You can use Prism Element charts to understand Nutanix cluster workloads and troubleshoot performance related issues2.](#)

memory optimized virtual machine sizes offer the best performance for SQL Server workloads on Azure VMs. Adding more RAM to the user VM can help reduce paging and improve query execution times.

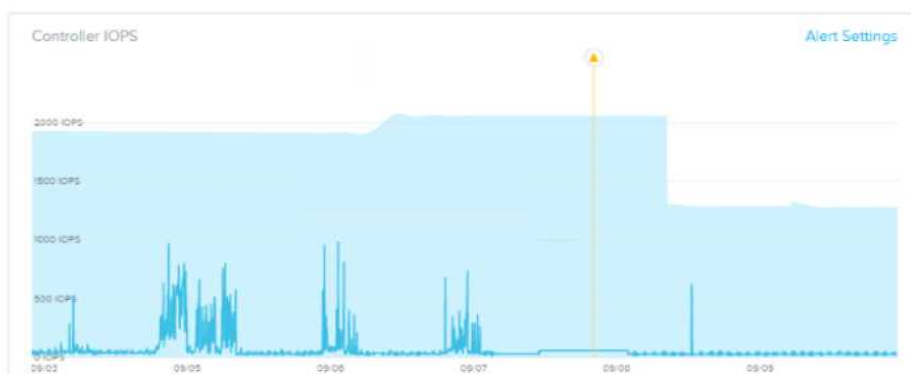
SQL Server performance can be affected by disk latency and throughput. By creating separate virtual disks for data and logs, you can spread activity across multiple spindles and reduce disk contention.

<https://next.nutanix.com/how-it-works-22/differences-between-prism-element-prism-central-and-prism-pro-37137>

Question: 4

Refer to exhibit:

Refer to the exhibit.



Why has an anomaly been triggered?

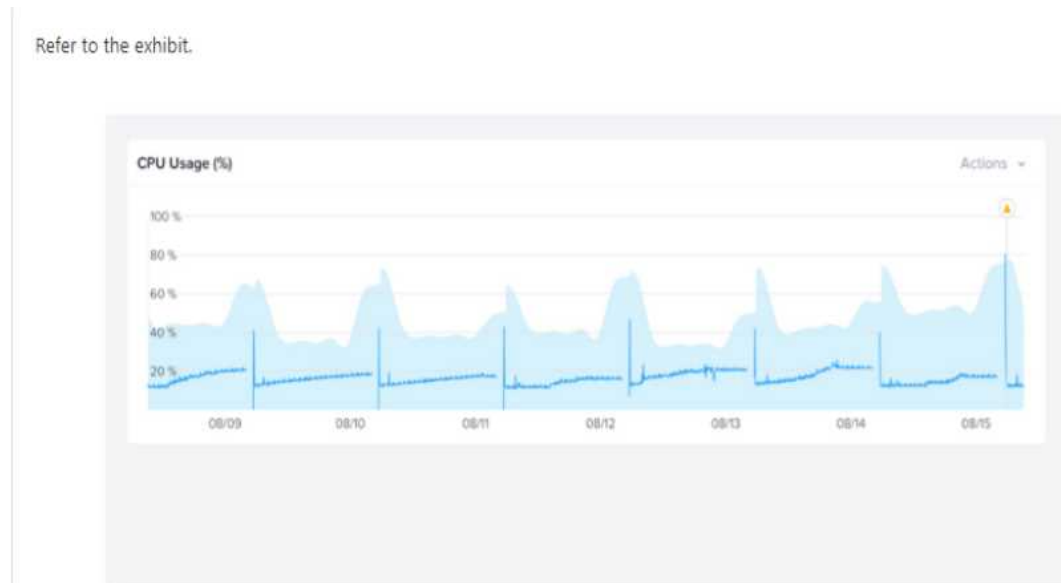
- A. Controller reached 2500 IOPS.
- B. Observed IOPS exceed normal values.
- C. Normal Controller behavior has increased.
- D. Observed values do not match predicted values.

Answer: B

Explanation:

Question: 5

Refer to Exhibit:



Why has an anomaly been triggered?

- A. Because the CPU usage crossed the blue band.
- B. Because the blue band range increased over the last 2 days
- C. Because the CPU usage dropped below 20%
- D. Because the CPU usage reached 100%

Answer: A

Explanation:

Nutanix leverages a method for determining the bands called 'Generalized Extreme Studentized Deviate Test'. A simple way to think about this is similar to a confidence interval where the values are between the lower and upper limits established by the algorithm.

[Another web source3](#) shows an example of how anomaly detection works in Nutanix Prism Central. In the video, you can see that when the observed value of a metric deviates significantly from the predicted value based on historical data, an anomaly event is triggered and displayed on a chart.

Therefore, by comparing the observed values with the predicted values based on historical data, Nutanix anomaly detection can identify abnormal behavior and alert you accordingly.

Thank You for trying NCP-MCI PDF Demo

To try our NCP-MCI Full Version Download visit link below

<https://www.certkillers.net/Exam/NCP-MCI>

Start Your NCP-MCI Preparation

Use Coupon “**CKNET**” for Further discount on the purchase of Full Version Download. Test your NCP-MCI preparation with exam questions.