



Microsoft

AZ-302 Exam

Microsoft Azure Solutions Architect Certification Transition Exam

Thank you for Downloading AZ-302 exam PDF Demo

You can Buy Latest AZ-302 Full Version Download

<https://www.certkillers.net/Exam/AZ-302>

<https://www.certkillers.net>

Version: 13.0

Case Study: 1 Label Maker app

Requirements

Data

You identify the following requirements for data management and manipulation:

- Order data is stored as non relational JSON and must be queried using Structured Query Language (SQL).
- Changes to the Order data must reflect immediately across all partitions. All reads to the Order data must fetch the most recent writes.

Security

You have the following security requirements:

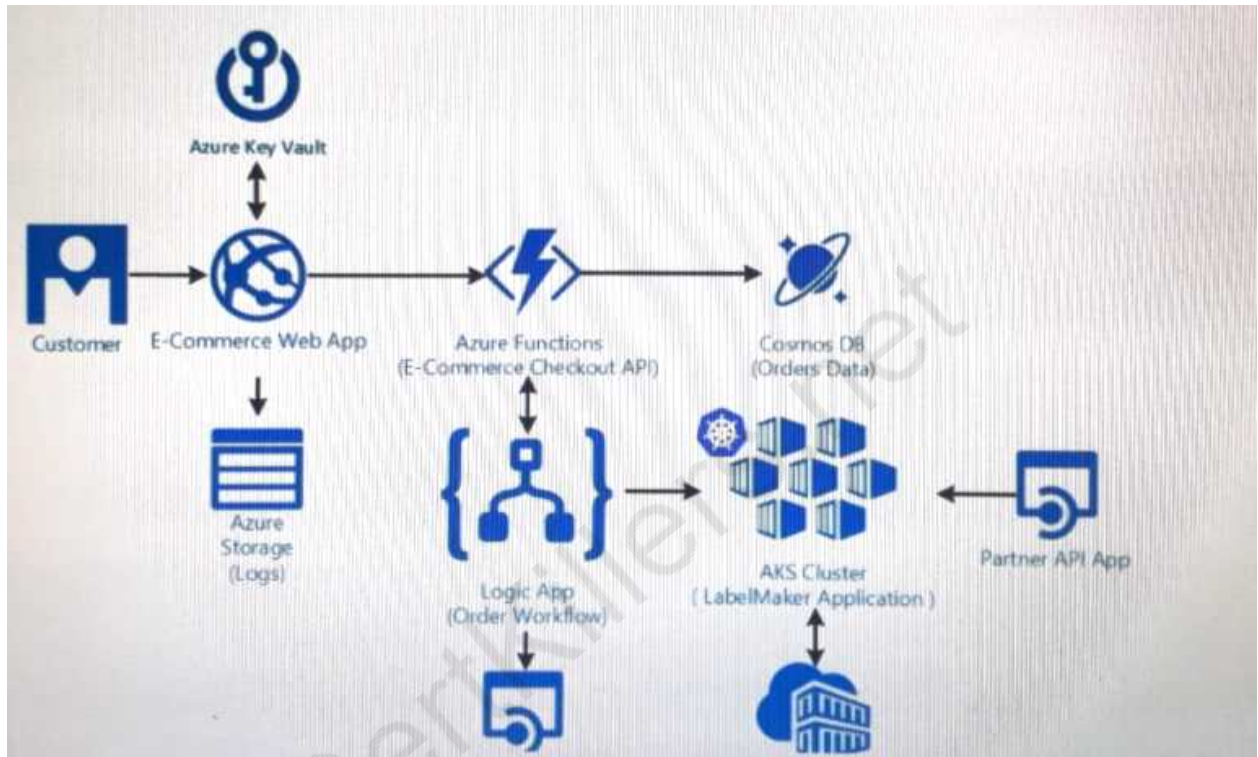
- Users of Coho Winery applications must be able to provide access to documents, resources, and applications to external partners.
- External partners must use their own credentials and authenticate with their organization's identity management solution.
- External partner logins must be audited monthly for application use by a user account administrator to maintain company compliance.
- Storage of e-commerce application settings must be maintained in Azure Key Vault.
- E-commerce application sign-ins must be secured by using Azure App Service authentication and Azure Active Directory (AAD).
- Conditional access policies must be applied at the application level to protect company content.
- The LabelMaker application must be secured by using an AAD account that has full access to all namespaces of the Azure Kubernetes Service (AKS) cluster.

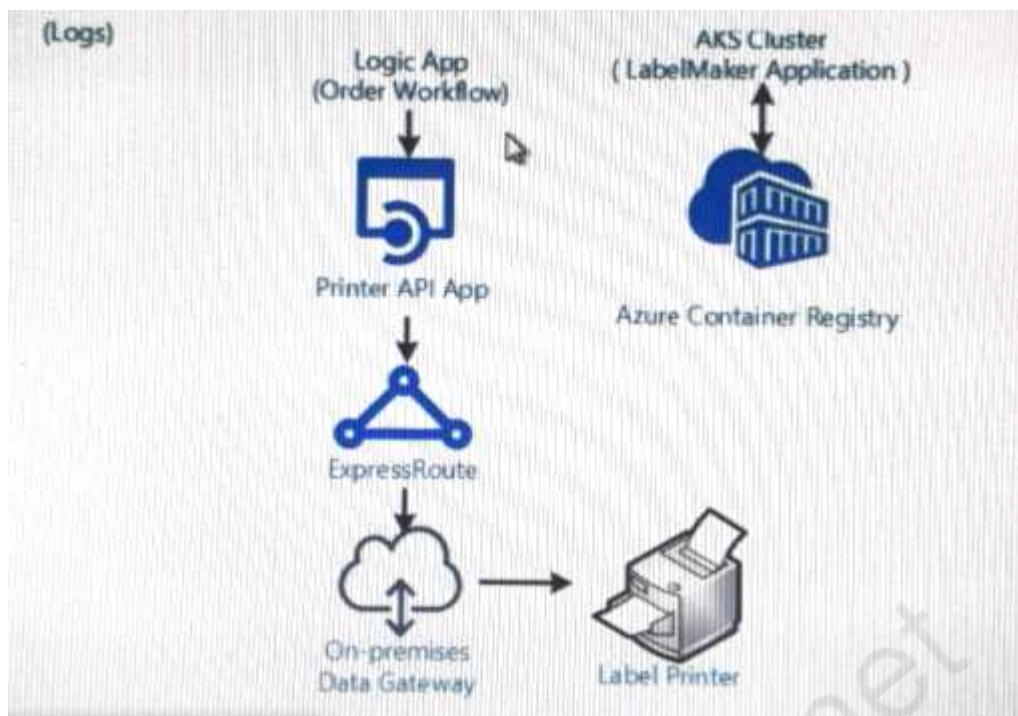
Label Maker app

Azure Monitor Container Health must be used to monitor the performance of workloads that are deployed to Kubernetes environments and hosted on Azure Kubernetes Service (AKS).

You must use Azure Container Registry to publish images that support the AKS deployment.

Architecture





Issues

Calls to the Printer API App fail periodically due to printer communication timeouts.

Printer communication timeouts occur after 10 seconds. The label printer must only receive up to 5 attempts within one minute.

The order workflow fails to run upon initial deployment to Azure.

Order.json

Relevant portions of the app fries are shown below Line numbers are induced for reference only. This JSON file contains a representation of the data for an order that includes a single item.

```
Order.json
01 {
02   "id" : 1,
03   "customers" : [
04     {
05       "familyName" : "Doe" ,
06       "givenName" : "John" ,
07       "customerid" : 5
08     }
09   ],
10   "line_items" : [
11     {
12       "fulfillable_quantity" : 1,
13       "id" : 6,
14       "price" : "199.99" ,
15       "product_id" : 7513594,
16       "quantity" : 1,
17       "requires_shipping" : true ,
18       "sku" : "5FC-342-N" ,
19       "title" : "Surface Go" ,
20       "vendor" : "Microsoft" ,
21       "name" : "Surface Go - BGB" ,
22       "taxable" : true ,
23       "tax_lines" : [
24         {
25           "title" : "State Tax" ,
26           "price" : "3.98" ,
27           "rate" : 0.06
28         }
29       ],
30       "total_discount" : "5.00" ,
31       "discount_allocations" : [
32         {
33           "amount" : "5.00" ,
34           "discount_application_index" : 2
35         }
36       ]
37     }
38   ],
39   "address" : {
40     "state" : "NY" ,
41     "county" : "Manhattan" ,
42     "city" : "NY"
43   }
44 }
```

Question: 1

You need to access user claims in the e-commerce web app. What should you do first?

- A. Write custom code to make a Microsoft Graph API call from the e-commerce web app.
- B. Assign the Contributor RBAC role to the e-commerce web app by using the Resource Manager create role assignment API
- C. Update the e-commerce web app to read the HTTP request header values.
- D. Using the Azure CU, enable Cross-origin resource sharing (CORS) from the e-commerce checkout API to the e-commerce web

Answer: A

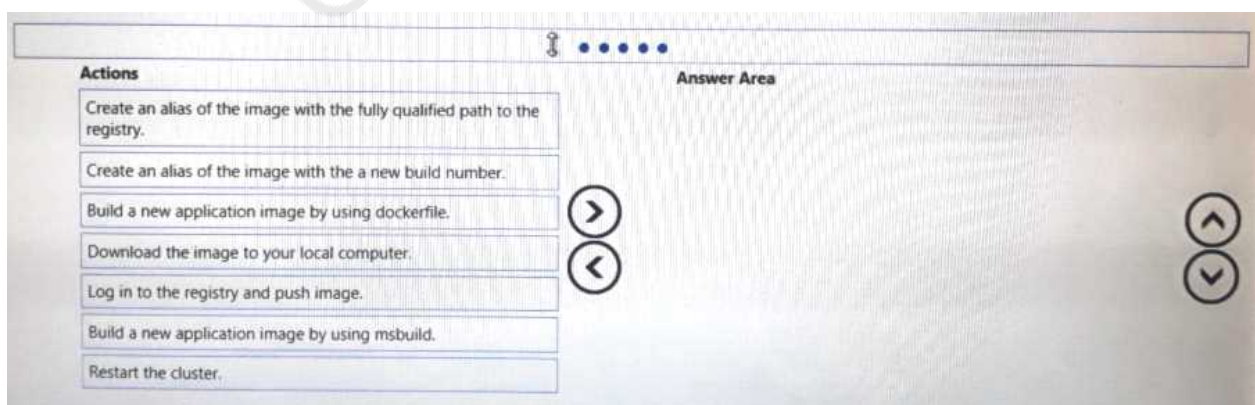
Question: 2

DRAG DROP

You need to deploy a new version of the Label Maker application.

Which three actions should you perform in sequence?

To answer, move the appropriate actions from the list of actions to the answer area and arrange them in the correct order.



Answer:

Create an alias of the image with fully qualified path to the registry

Log in to the registry and push image

Restart the cluster.

Case Study: 2 Background

Requirements

You are a developer for Proseware, Inc. You are developing an application that applies a set of governance policies for Proseware's internal services, external services, and applications. The application will also provide a shared library for common functionality.

Policy service

You develop and deploy a stateful ASP.NET Core 2.1 web application named Policy service to an Azure App Service Web App. The application reacts to events from Azure Event Grid and performs policy actions based on those events.

The application must include the Event Grid Event ID field in all Application Insights telemetry.

Policy service must use Application Insights to automatically scale with the number of policy actions that it is performing.

Policies

Log policy

All Azure App Service Web Apps must write logs to Azure Blob storage. All log files should be saved to a container named logdrop. Logs must remain in the

container for 15 days.

Authentication events

Authentication events are used to monitor users signing in and signing out. All authentication events must be processed by PoScy service. Sign outs must be processed as quickly as possible.

Policy Lib

You have a shared library named Policy Lib that contains functionality common to all ASP.NET Core web services and applications. The Policy Lib library must:

- Exclude non-user actions from Application Insights telemetry.

- Provide methods that allow a web service to scale itself.
- Ensure that scaling actions do not disrupt application usage.

Other

Anomaly detection service

You have an anomaly detection service that analyzes log information for anomalies. It is implemented as an Azure Machine learning model. The model is deployed as a web service.

If an anomaly is detected, an Azure Function that emails administrators is called by using an HTTP WebHook.

Health monitoring

All web applications and services have health monitoring at the /health service endpoint

Issues

Policy loss

When you deploy Policy service, policies may not be applied if they were in the process of being applied during the deployment.

Performance issue

When under heavy load, the anomaly detection service undergoes slowdowns and rejects connections.

Notification latency

Users report that anomaly detection emails can sometimes arrive several minutes after an anomaly is detected.

App code

EventGridController.cs

Relevant portions of the app files are shown below. Line numbers are included for reference only and include a two-character prefix that denotes the specific file to which they belong.

EventGridController.es

```

EG01 public class EventGridController : Controller
EG02 {
EG03     public static AsyncLocal<string> EventId = new AsyncLocal<string>();
EG04     public IActionResult Process([FromBody] string eventsJson)
EG05     {
EG06         var events = JSONArray.Parse(eventsJson);
EG07     }
EG08     foreach (var @event in events)
EG09     {
EG10         EventId.Value = @event[id].ToString();
EG11         if (@event[topic].ToString().Containing("providers/Microsoft.Storage"))
EG12         {
EG13             SendToAnomalyDetectionService(@event[data][ur1].ToString());
EG14         }
EG15     }
EG16     {
EG17         EnsureLogging(@event[subject].ToString());
EG18     }
EG19 }
EG20 return null;
EG21 }
EG22 private void EnsureLogging(string resource)
EG23 {
EG24     ...
EG25 }
EG26 private async Task SendToAnomalyDetectionService(string url)
EG27 {
EG28     var content = GetLogData(url);
EG29     var scoreRequest = new
EG30     {
EG31         Inputs = new Dictionary<string, List<Dictionary<string, string>>>()
EG32         {
EG33             {
EG34                 "input1",
EG35                 new List<Dictionary<string, string>>()
EG36                 {
EG37                     new Dictionary<string, string>()
EG38                     {
EG39                         {
EG40                             "logcontent", content
EG41                         }
EG42                     }
EG43                 }
EG44             },
EG45         },
EG46         GlobalParameters = new Dictionary<string, string>() {}
EG47     };
EG48     var result = await (new HttpClient()).PostAsJsonAsync("...", scoreRequest);
EG49     var rawModelResult = await result.Content.AcadAs StringAsync();
EG50     var modelresult = JObject.Parse(rawModelResult);
EG51     if (modelresult[notify].HasValues)
EG52     {
EG53         ...
EG54     }
EG55 }
EG56 private (string name, string resourceGroup) ParseResourceId(string resourceId)
EG57 {
EG58     ...
EG59 }
EG60 private string getLogData(string url)
EG61 {
EG62     ...
EG63 }
EG64 static string BlobStoreAccountSAS(string containerName)
EG65 {
EG66     ...
EG67 }
EG68 }

```

LoginEvent.cs

Relevant portions of the app files are shown below. Line numbers are included for reference only and include a two-character prefix that denotes the specific file to which they belong.

```
LoginEvent.cs
LE01 public class LoginEvent
LE02 {
LE03
LE04     public string subject { get; set; }
LE05     public DateTime eventTime { get; set; }
LE06     public Dictionary<string, string> data { get; set; }
LE07     public string Serialize()
LE08     {
LE09         return JsonConvert.SerializeObject(this);
LE10     }
LE11 }
```

Question: 3

You need to meet the scaling requirements for Policy Service.

What should you store in Azure Redis Cache?

- A. ViewState
- B. HttpContext.tems
- C. Session state
- D. TempData

Answer: B

Question: 4

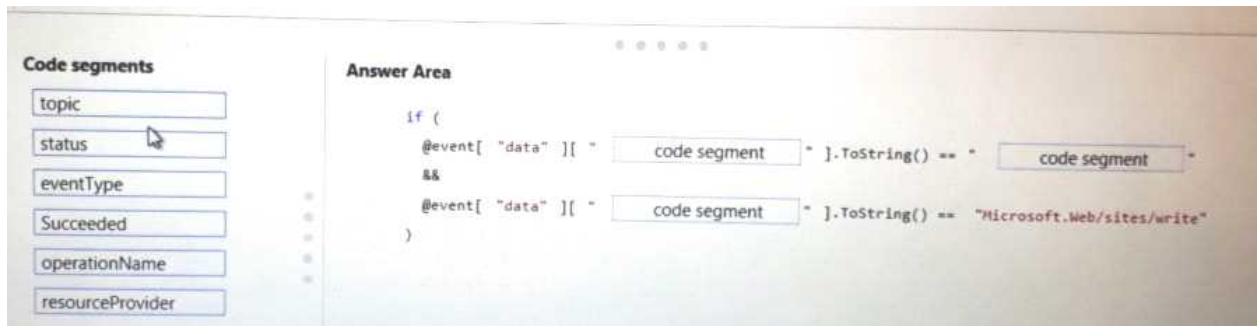
DRAG DROP

You need to add code at line EG15 in EventGndControllef.es to ensure that the tag policy applies to all services.

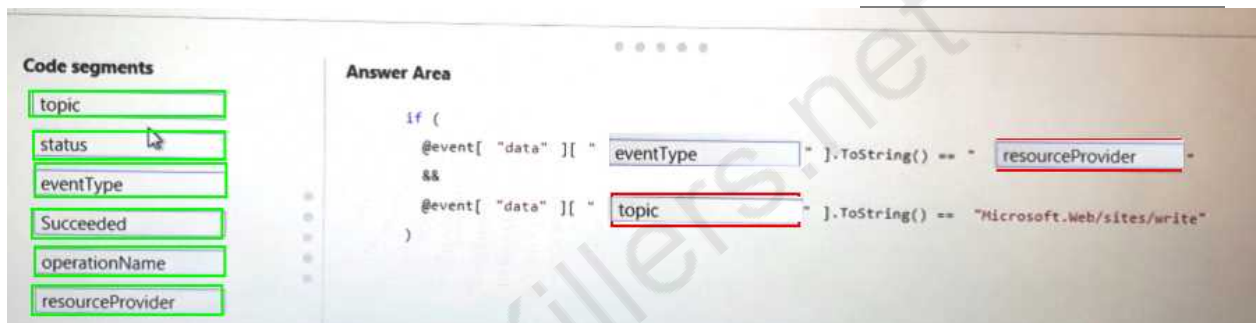
How should you complete the code? To answer, drag the appropriate code

segments to the correct locations. Each code segment may be used once, more than once, or not at all. You may need to drag the Split bar between panes or scroll to view content.

NOTE: Each correct selection is worth one point.



Answer:



Question: 5

You need to resolve a notification latency issue.

Which two actions should you perform? Each correct answer presents part of the solution.

NOTE: Each correct selection is worth one point.

- A. Ensure that the Azure Function is set to use a consumption plan.
- B. Set Always On to false
- C. Set Always On to true
- D. Ensure that the Azure Function is using an App Service plan.

Answer: AC

Question: 6

You need to ensure that the solution can meet the scaling requirements for Policy Service.

Which Azure Application Insights data model should you use?

- A. an Application Insights trace
- B. an Application Insights metric
- C. an Application Insights dependency
- D. an Application Insights event

Answer: B

Question: 7

You need to ensure that the Policy service can implement the policy actions.

Which code segment should you insert at line EG07 in EventGridController.cs?

- A.

```
if (HttpContext.Request.Headers["aeg-event-type"].FirstOrDefault() == "SubscriptionValidation")
{
    return new JsonResult(new
    {
        validationResponse = events[0]["validationCode"]
    });
}
```
- B.

```
if (events[0]["eventType"].ToString() == "SubscriptionValidation")
{
    return new JsonResult(new
    {
        validationResponse = events[0]["validationCode"]
    });
}
```
- C.

```
if (HttpContext.Request.Headers["aeg-event-type"].FirstOrDefault() == "SubscriptionValidation")
{
    return new JsonResult(new
    {
        validationResponse = events[0]["data"]["validationCode"]
    });
}
```
- D.

```
if (events[0]["subject"].ToString() == "SubscriptionValidation")
{
    return new JsonResult(new
    {
        validationResponse = events[0]["data"]["validationCode"]
    });
}
```

- A. Option A
B. Option B
C. Option C
D. Option D

Answer: C

Case Study: 3 Overview

Contoso, Ltd. is a consulting company that has a main office in Montreal and two branch offices in Seattle and New York.

The Montreal office has 2,000 employees. The Seattle office has 1,000 employees-

The New York office has 200 employees.

All the resources used by Contoso are hosted on-premises.

Contoso creates a new Azure subscription. The Azure Active Directory (Azure AD) tenant uses a domain named contoso.onmicrosoft.com. The tenant uses the P1 pricing tier.

Existing Environment

The network contains an Active Directory forest named contoso.com. All domain controllers are configured as DNS servers and host the contoso.com DNS zone.

Contoso has finance, human resources, sales, research, and information technology departments. Each department has an organizational unit (OU) that contains all the accounts of that respective department. All the user accounts have the department attribute set to their respective department. New users are added frequently.

Contoso.com contains a user named User 1.

All the offices connect by using private links.

Contoso has data centers in the Montreal and Seattle offices. Each data center has a firewall that can be configured as a VPN device.

All infrastructure servers are virtualized. The virtualization environment contains the servers in the following table.

Name	Role	Contains virtual machine
Server1	VMWare vCenter server	VM1
Server2	Hyper-V host	VM2

Contoso uses two web applications named App1 and App2. Each instance on each web application requires 1 GB of memory. The Azure subscription contains the resources in the following table.

Name	Type
VNet1	Virtual network
VM3	Virtual machine
VM4	Virtual machine

The network security team implements several network security groups (NSGs)

Planned Changes

Contoso plans to implement the following changes:

- Deploy Azure ExpressRoute to the Montreal office.
- Migrate the virtual machines hosted on Server1 and Server2 to Azure.
- Synchronize on-premises Active Directory to Azure Active Directory (Azure AD).
- Migrate App1 and App2 to two Azure web apps named WebApp1 and WebApp2.

Technical Requirements

Contoso must meet the following technical requirements:

- Ensure that WebApp1 can adjust the number of instances automatically based on the load and can scale up to five instances.
- Ensure that VM3 can establish outbound connections over TCP port 8080 to the applications servers in the Montreal office.
- Ensure that routing information is exchanged automatically between Azure and the routers in the Montreal office.
- Enable Azure Multi-Factor Authentication (MFA) for the users in the finance department only.
- Ensure that webapp2.azurewebsites.net can be accessed by using the name app2.contoso.com.
- Connect the New York office to VNet1 over the Internet by using an encrypted connection
- Create a workflow to send an email message when the settings of VM4 are modified.
- Create a custom Azure role named Role1 that is based on the Reader role
- Minimize costs whenever possible.

Question: 8

HOTSPOT

You need to implement Role1.

Which command should you run before you create Role1? To answer, select the appropriate options in the answer area.

NOTE: Each correct selection « worth one point.

<div style="border: 1px solid black; padding: 2px; margin-bottom: 2px;">▼</div> <div style="border: 1px solid black; padding: 2px;"> Find-RoleCapability Get-AzureADDirectoryRole Get-AzureRmRoleAssignment Get-AzureRmRoleDefinition </div>	-Name "Reader"	<div style="border: 1px solid black; padding: 2px; margin-bottom: 2px;">▼</div> <div style="border: 1px solid black; padding: 2px;"> ConvertFrom-Json ConvertFrom-String ConvertTo-Json ConvertTo-Xml </div>
---	----------------	---

Answer:

<div style="border: 1px solid black; padding: 2px; margin-bottom: 2px;">▼</div> <div style="border: 1px solid black; padding: 2px;"> Find-RoleCapability Get-AzureADDirectoryRole Get-AzureRmRoleAssignment Get-AzureRmRoleDefinition </div>	-Name "Reader"	<div style="border: 1px solid black; padding: 2px; margin-bottom: 2px;">▼</div> <div style="border: 1px solid black; padding: 2px;"> ConvertFrom-Json ConvertFrom-String ConvertTo-Json ConvertTo-Xml </div>
---	----------------	---

Question: 9

You need to meet the technical requirement for VM4. What should you create and configure?

- A. an Azure Event Hub
- B. an Azure Notification Hub
- C. an Azure Logic App
- D. an Azure Service Bus

Answer: A

Explanation:

Scenario: Create a workflow to send an email message when the settings of VM4 are modified. You can start an automated logic app workflow when specific events happen in Azure resources or third-party resources. These resources can publish those events to an Azure event grid. In turn, the event grid pushes those events to subscribers that have queues, webhooks, or event hubs as endpoints. As a subscriber, your logic app can wait for those events from the event grid before

running automated workflows to perform tasks - without you writing any code.

References:

<https://docs.microsoft.com/en-us/azure/event-grid/monitor-virtual-machine-changes-event-grid-logic-app>

Question: 10

HOTSPOT

You need to meet the connection requirements for the New York office.

What should you do? To answer, select the appropriate options in the answer area.

NOTE: Each correct selection is worth one point.

From the Azure portal:

<input type="checkbox"/>	Create an ExpressRoute circuit only.
<input type="checkbox"/>	Create a virtual network gateway only.
<input type="checkbox"/>	Create a virtual network gateway and a local network gateway.
<input type="checkbox"/>	Create an ExpressRoute circuit and an on-premises data gateway.
<input type="checkbox"/>	Create a virtual network gateway and an on-premises data gateway.

In the New York office:

<input type="checkbox"/>	Deploy ExpressRoute.
<input type="checkbox"/>	Deploy a DirectAccess server.
<input type="checkbox"/>	Implement a Web Application Proxy.
<input type="checkbox"/>	Configure a site-to-site VPN connection.

Answer:

From the Azure portal:

<input type="checkbox"/>	Create an ExpressRoute circuit only.
<input type="checkbox"/>	Create a virtual network gateway only.
<input checked="" type="checkbox"/>	Create a virtual network gateway and a local network gateway.
<input type="checkbox"/>	Create an ExpressRoute circuit and an on-premises data gateway.
<input type="checkbox"/>	Create a virtual network gateway and an on-premises data gateway.

In the New York office:

<input type="checkbox"/>	Deploy ExpressRoute.
<input type="checkbox"/>	Deploy a DirectAccess server.
<input type="checkbox"/>	Implement a Web Application Proxy.
<input checked="" type="checkbox"/>	Configure a site-to-site VPN connection.

Explanation:

Box 1: Create a virtual network gateway and a local network gateway.

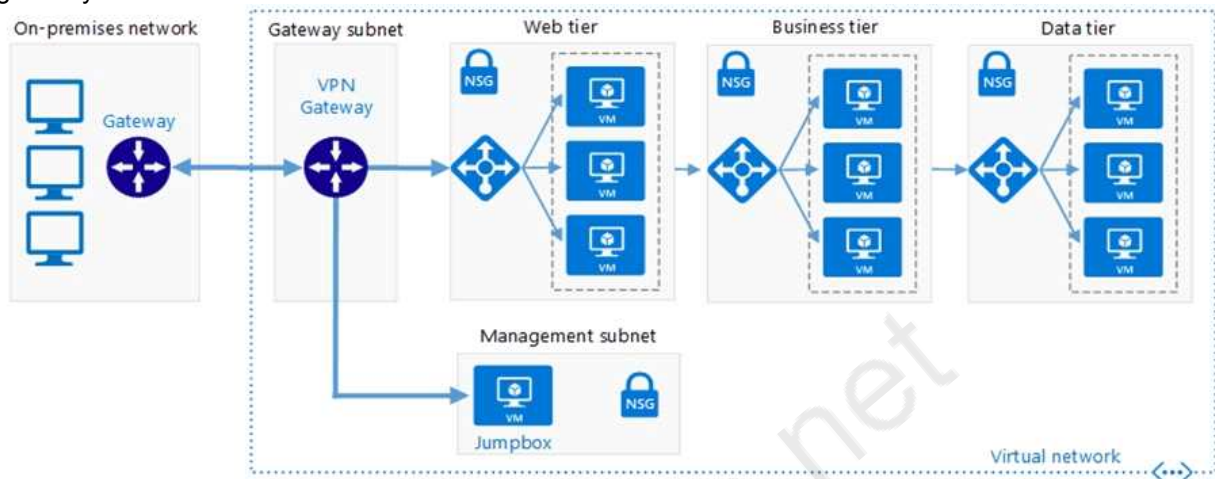
Azure VPN gateway. The VPN gateway service enables you to connect the VNet to the on-premises network through a VPN appliance. For more information, see [Connect an on-premises network to a Microsoft Azure virtual network](#). The VPN gateway includes the following elements:

- Virtual network gateway. A resource that provides a virtual VPN appliance for the VNet. It is responsible for routing traffic from the on-premises network to the VNet.

- Local network gateway. An abstraction of the on-premises VPN appliance. Network traffic from the cloud application to the on-premises network is routed through this gateway.
- Connection. The connection has properties that specify the connection type (IPSec) and the key shared with the on-premises VPN appliance to encrypt traffic.
- Gateway subnet. The virtual network gateway is held in its own subnet, which is subject to various requirements, described in the Recommendations section below.

Box 2: Configure a site-to-site VPN connection

On premises create a site-to-site connection for the virtual network gateway and the local network gateway.



Scenario: Connect the New York office to VNet1 over the Internet by using an encrypted connection.

Incorrect Answers:

Azure ExpressRoute: Established between your network and Azure, through an ExpressRoute partner. This connection is private. Traffic does not go over the internet.

References:

<https://docs.microsoft.com/en-us/azure/architecture/reference-architectures/hybrid-networking/vpn>

Question: 11

You need to configure a host name for WebApp2.
What should you do first?

- A. In Azure AD, add contoso.com as a custom domain name
- B. In the public DNS zone of contoso.onmicrosoft.com, add an NS record
- C. In Azure AD, add webapp2.azurewebsites.net as a custom domain name
- D. In the public DNS zone of contoso.com, add a CNAME record

Answer: C

Scenario: Ensure that webapp2.azurewebsites.net can be accessed by using the name app2.contoso.com

When you create a Cloud Service, Azure assigns it to a subdomain of cloudapp.net. For example, if your Cloud

Service is named "contoso", your users will be able to access your application on a URL like http://contoso.cloudapp.net. Azure also assigns a virtual IP address.

However, you can also expose your application on your own domain name, such as contoso.com.

References:

<https://docs.microsoft.com/en-us/azure/cloud-services/cloud-services-custom-domain-name-portal>

Question: 12

Which pricing tier should you recommend for WebApp?

- A. D1
- B. P1v2
- C. S1
- D. B1

Answer: C

Explanation:

Standard supports up to 10 instances, and would be enough as the Standard plan includes auto scale that can automatically adjust the number of virtual machine instances running to match your traffic needs.

Scenario: Ensure that WebApp1 can adjust the number of instances automatically based on the load and can scale up to five instances

Incorrect Answers:

D: Basic supports only up to 3 instances.

References:

<https://azure.microsoft.com/en-us/pricing/details/app-service/windows/>

Question: 13

You need to recommend a solution to automate the configuration for the finance department users. The

solution must meet the technical requirements.

What should you include in the recommendation?

- A. an Azure logic app and the Microsoft Identity Management (MIM) client
- B. Azure AD Identity Protection
- C. dynamic groups and conditional access policies
- D. Azure AD B2C

Answer: C

Explanation:

Scenario: Ensure Azure Multi-Factor Authentication (MFA) for the users in the finance department only.

The recommendation is to use conditional access policies that can then be targeted to groups of users, specific applications, or other conditions.

References:

<https://docs.microsoft.com/en-us/azure/active-directory/authentication/howto-mfa-userstates>

Question: 14

HOTSPOT

You need to prepare the environment to implement the planned changes for Server2. What should you do? To answer, select the appropriate options in the answer area.

NOTE: Each correct selection is worth one point.

From the Azure portal:

Create an Azure Migrate project
Create a Recovery Services vault
Upload a management certificate
Create an Azure Import/Export job

On Server2:

Enable Hyper-V Replica
Install the Azure File Sync agent
Create a collector virtual machine
Configure Hyper-V storage migration
Install the Azure Site Recovery Provider

Answer:

From the Azure portal:

Create an Azure Migrate project
Create a Recovery Services vault
Upload a management certificate
Create an Azure Import/Export job

On Server2:

Enable Hyper-V Replica
Install the Azure File Sync agent
Create a collector virtual machine
Configure Hyper-V storage migration
Install the Azure Site Recovery Provider

Explanation:

Box 1: Create a Recovery Services vault

Create a Recovery Services vault on the Azure Portal.

Box 2: Install the Azure Site Recovery Provider

Azure Site Recovery can be used to manage migration of on-premises machines to Azure.

Scenario: Migrate the virtual machines hosted on Server1 and Server2 to Azure.

Server2 has the Hyper-V host role.

References:

<https://docs.microsoft.com/en-us/azure/site-recovery/migrate-tutorial-on-premises-azure>

Question: 15

You discover that VM3 does **NOT** meet the technical requirements. You need to verify whether the issue relates to the NSGs. What should you use?

- A. Diagram in VNet1
- B. Diagnostic settings in Azure Monitor
- C. IP flow verify in Azure Network Watcher
- D. Diagnose and solve problems in Traffic Manager profiles
- E. the security recommendations in Azure Advisor

Answer: C

Explanation:

Scenario: Contoso must meet technical requirements including:

Ensure that VM3 can establish outbound connections over TCP port 8080 to the applications servers in the Montreal office.

IP flow verify checks if a packet is allowed or denied to or from a virtual machine. The information consists of direction, protocol, local IP, remote IP, local port, and remote port. If the packet is denied by a security group, the name of the rule that denied the packet is returned. While any source or destination IP can be chosen, IP flow verify helps administrators quickly diagnose connectivity issues from or to the internet and from or to the on-premises environment.

References:

<https://docs.microsoft.com/en-us/azure/network-watcher/network-watcher-ip-flow-verify-overview>

Case Study: 4

Overview

Existing Environment

A . Datum Corporation is a financial company that has two main offices in New York and Los Angeles. A. Datum has a subsidiary named Fabrikam, Inc that share, Los Angeles office.

A . Datum is conducting an initial deployment. of Azure services to host new line-of business applications and is preparing to migrate its existing on-premises workloads to Azure.

A Datum uses Microsoft Exchange Online (or email

On-Premises Environment

The on-premises workloads run on virtual machines hosted in a VMware vSphere 6 infrastructure.

All the virtual machines and members of an Active Directory forest named adatum.com and run Windows Server 2016.

The New York office uses an IP address space of 10.0.0.0/16 The Los Angeles office uses an IP address space of 10.10.0.0/16.

The offices connect by using a VPN provided by an ISP. Each office has one Azure ExpressRoute circuit that provides access to Azure services and Microsoft Online Services. Routing is implemented by using Microsoft peering.

The New York office has a virtual machine named VM1 that has the vSphere console installed.

Azure Environment

You provision the Azure infrastructure by using the Azure portal. The infrastructure contains the resources shown in the following table.

Name	Type	Azure Region
ASRV1	Azure Site Recovery vault	East US
ASRV2	Azure Site Recovery vault	West US
ASE1	Azure App Service Environment	East US
AG1	Azure Application Gateway (internal)	East US
AG2	Azure Application Gateway (Internet-facing)	West US
ER1	ExpressRoute circuit	East US
ER2	ExpressRoute circuit	West US

AG1 has two backend pools named Pool 11 and Pool12. AG2 has two backend pools named Pool21 and Pool22.

Requirements

Planned Changes

A. Datum plans to migrate the virtual machines from the New York office to the East US Azure rec-on by using Azure Site Recovery.

Infrastructure Requirements

A. Datum identifies the following infrastructure requirements:

- A new web app named App1 that will access third-parties for credit card processing must be deployed
- A newly developed API must be implemented as an Azure function named App2. App2 will use a blob storage trigger. App2 must process new blobs immediately.

- The Azure infrastructure and the on-premises infrastructure must be prepared for the migration of the VMware virtual machines to Azure.
- The sizes of the Azure virtual machines that will be used to migrate the on-premises workloads must be identified,
- All migrated and newly deployed Azure virtual machines must be joined to the adatum.com domain.
- AG1 must load balance incoming traffic in the following manner
 - `http://corporate.adatum.com/video/*` will be load balanced across Pool11.
 - `http://corporate.adatum.com/images/*` will be load balanced across Pool 12.
- AG2 must load balance incoming traffic in the following manner.
 - `http://www.adatum.com` will be load balanced across Pool21.
 - `http://www.fabnkam.com` will be load balanced across Pool22.
- ER1 must route traffic between the New York office and the platform as a service (PaaS) services in the East US Azure region, as long as ER1 is available.
- ER2 must route traffic between the Los Angeles office and the PaaS services in the West US region, as long as ER2 is available.
- ER1 and ER2 must be configured to fail over automatically

Application Requirements

App2 must be able to connect directly to the private IP addresses of the Azure virtual machines. App2 will be deployed directly to an Azure virtual network.

Inbound and outbound communications to App1 must be controlled by using NSGs.

Pricing Requirements

A . Datum identifies the following pricing requirements:

- The cost of App1 and App2 must be minimized.
- The transactional charges of Azure Storage accounts must be minimized.

Question: 16

DRAG DROP

You need to configure the Azure ExpressRoute circuits.

How should you configure Azure ExpressRoute routing? To answer, drag the appropriate configurations to the correct locations. Each Configuration may be used once, more than once, or not at all. You may need to drag the split bar between panes or scroll to view content

NOTE: Each correct selection is worth one point.

Configurations	Answer Area
Use BGP communities to configure BGP's Local Preference.	Routing from A.Datum to Azure:
Use BGP to append the private AS numbers to the advertised prefixes.	Routing from Microsoft Online Services to A.Datum:
Use BGP to append the public AS numbers to the advertised prefixes.	

Answer:

Answer Area

Routing from A.Datum to Azure:

Use BGP to append the private AS numbers to the advertised prefixes.

Routing from Microsoft Online Services to A.Datum:

Use BGP communities to configure BGP's Local Preference.

Explanation:

Azure compute services, namely virtual machines (IaaS) and cloud services (PaaS), that are deployed within a virtual network can be connected through the private peering domain. The private peering domain is considered to be a trusted extension of your core network into Microsoft Azure. Services such as Azure Storage, SQL databases, and Websites are offered on public IP addresses. You can privately connect to services hosted on public IP addresses, including VIPs of your cloud services, through the public peering routing domain. You can connect the public peering domain to your DMZ and connect to all Azure services on their public IP addresses from your WAN without having to connect through the internet.

References:

<https://docs.microsoft.com/en-us/azure/expressroute/expressroute-circuit-peerings>

Question: 17

You need to configure AG1.

What should you create?

- A. a basic routing rule
- B. a multi-site listener
- C. a basic listener
- D. a URL path-based routing rule

Answer: D

References:

<https://docs.microsoft.com/en-us/azure/application-gateway/application-gateway-create-url-route-portal>

Question: 18

HOTSPOT

You need to implement App2 to meet the application requirements.

What should you include in the implementation? To answer, select the appropriate options in the answer area.

NOTE: Each correct selection is worth one point.

App Service plan pricing tier:

	v
Isolated	
Shared	
Standard	

Enabled feature:

	v
Always On	
Auto Swap	
Web Sockets	

Answer:

App Service plan pricing tier:

	v
Isolated	
Shared	
Standard	

Enabled feature:

	v
Always On	
Auto Swap	
Web Sockets	

References:

<https://azure.microsoft.com/en-us/pricing/details/app-service/plans/>

<https://docs.microsoft.com/en-us/azure/azure-functions/functions-scale>

Question: 19

DRAG DROP

You need to prepare the New York office infrastructure for the migration of the on-premises virtual machines to Azure.

Which four actions should you perform in sequence? To answer, move the appropriate actions from the list of actions to the answer area and arrange them in the correct order.

Actions	Answer Area
From VM1, deploy a virtual machine.	
From the ASRV1 blade in the Azure portal, select a protection goal.	
From an Azure portal, download the OVF file.	
From VM1, register the configuration server.	
From VM1, connect to the collector virtual machine.	

Answer:

From the ASRV1 blade in the Azure portal, select a protection goal.

From an Azure portal, download the OVF file.

From VM1, deploy a virtual machine.

From VM1, register the configuration server.

References:

<https://docs.microsoft.com/en-us/azure/site-recovery/vmware-azure-tutorial>

Question: 20

What should you create to configure AG2?

- A. multi-site listeners
- B. URL path-based routing rules
- C. basic routing rules
- D. an additional public IP address
- E. basic listeners

Answer: A

Thank You for trying AZ-302 PDF Demo

To Buy Latest AZ-302 Full Version Download visit link below

<https://www.certkillers.net/Exam/AZ-302>

Start Your AZ-302 Preparation

[Limited Time Offer] Use Coupon “CKNET” for Further discount on your purchase. Test your AZ-302 preparation with actual exam questions.

<https://www.certkillers.net>