



# Microsoft

77-886 Exam

SharePoint 2010

Thank you for Downloading 77-886 exam PDF Demo

You can Buy Latest 77-886 Full Version Download

<https://www.certkillers.net/Exam/77-886>

<https://www.certkillers.net>

### Simulation

Some items in this exam use a simulation of 77-886: SharePoint 2010. Consequently, functionality which is not directly relevant to the completion of a question may not be available. In particular, please note the following:

- If one of the supported methods of completion (menu, toolbar and mouse right-click) does not provide the anticipated result, try another of the supported methods.
- The program window cannot be resized.
- The Undo/Redo commands and keyboard navigation within documents are not available. (For example, ARROW keys, PAGEUP, and PAGEDOWN keys.)
- Fonts may appear somewhat different.

### Follow Instructions

Follow all instructions provided in each question completely and accurately.

### Keyboard Navigation

You can navigate through the exam by using the **Tab** key. You can select answer choices or click buttons by using the **Space** bar. You can scroll using the **Arrow** keys.

### Exam Time

The exam timer works against the time spent answering the questions and does not count the time required by the computer between questions.

### Unscored Items

This exam might include unscored questions. These questions appear randomly and are not scored; as a result, they have no effect on your final score. The data will be used to update and improve the quality of the exam.

## Question: 1

Messages Welcome to the Alpine Ski House Team Site. Here you will find the resources that will help all of us run a successful operation. When communicating with potential visitors, remember to let them know about everything we have to offer, including:
 

- We have five mountains with 140 trails for skiers and snow-boarders of all abilities.
- Our mountains feature an extensive lift network with two high-speed gondolas that service everything from wide groomed trails to classic tree runs to parks, pipes, bumps and steeps.
- Visitors can stay at one of the many lodging facilities in the area. There are accommodations for all price ranges.
- Encourage visitors to enjoy a spa treatment, visit the shops, then indulge in a meal at a variety of excellent restaurants.

Announcements

Calendar

Pages

Share Call Memo

My Sites

Documents

Our Partners

- Ski Bird Resort

	Type	Name	Modified	Modified By
House Projects		2010 Trial Injury Data	11/24/2010 12:32 PM	ALPINE-SKI\AkersK
Pages		Activities	11/3/2010 8:27 PM	ALPINE-SKI\Administrator
Off Library		Alpine ski house annual trail safety	11/24/2010 12:32 PM	ALPINE-SKI\AkersK

Connect the Contacts to Outlook 2010.
Reset Question

Libraries	Type	Name	Modified	Modified By
Ski House Projects		2010 Trial Injury Data	11/24/2010 12:32 PM	ALPINE-SKIAkersK
Site Pages		Activities	11/3/2010 8:27 PM	ALPINE-SKIAAdministrator
Drop Off Library		Alpine ski house annual trail safety report	11/24/2010 12:32 PM	ALPINE-SKIAkersK
Slide Library		Alpine Ski House Letterhead	11/24/2010 12:32 PM	ALPINE-SKIAkersK
Press Releases		Alpine Ski House Organizational Chart 2010	11/24/2010 12:32 PM	ALPINE-SKIAkersK
Lodging		Alpine Ski House Seasons	12/09/2010 7:01 AM	ALPINE-SKIAAdministrator
Search		Holiday Menu	11/24/2010 12:33 PM	ALPINE-SKIA TinaG
Ski House Wiki		Holiday Tree Sales	11/3/2010 8:27 PM	ALPINE-SKIAAdministrator
		Lodging Survey Results	11/24/2010 12:44 PM	ALPINE-SKIAkersK
		Marketing Budget Plan	11/24/2010 12:44 PM	ALPINE-SKIAkersK
		Marketing Event Flyer	11/24/2010 12:44 PM	ALPINE-SKIAkersK
		Photos From The Chalet	12/9/2010 5:42 AM	ALPINE-SKIAAdministrator
		Poster Advertising Senior Citizens Ski Event	11/24/2010 12:33 PM	ALPINE-SKIAkersK
		Ski Document	11/3/2010 8:58 PM	ALPINE-SKIAAdministrator
		Ski Instruction Class	12/10/2010 7:20 PM	ALPINE-SKIAAdministrator
		Ski Lift Project Poster	11/3/2010 8:58 PM	ALPINE-SKIAAdministrator
		Ski Lodging	11/24/2010 12:52 PM	ALPINE-SKIOliverL
		Ski Prices	11/14/2010 10:33 AM	ALPINE-SKIAAdministrator
		Ski Race Plans	11/24/2010 12:33 PM	ALPINE-SKIAkersK
		Ski Trail Scouting Report	11/16/2010 5:04 AM	ALPINE-SKIAkersK
		Snow Ball Fight	11/16/2010 5:04 AM	ALPINE-SKIAkersK

Connect the Contacts to Outlook 2010.

	Ski Lodging	11/24/2010 12:52 PM	ALPINE-SKNOiverL
	Ski Prices	11/14/2010 10:33 AM	ALPINE-SKNAAdministrator
	Ski Race Plans	11/24/2010 12:33 PM	ALPINE-SKNAkersK
	Ski Trail Scouting Report	11/16/2010 5:04 AM	ALPINE-SKNAkersK
	Snow Ball Fight	11/16/2010 5:04 AM	ALPINE-SKNAkersK
	Snow Statistics	11/3/2010 8:59 PM	ALPINE-SKNAAdministrator
	Trade Show Booth layout diagram	11/24/2010 12:33 PM	ALPINE-SKNAkersK
	Trail Expansion Timeline	11/24/2010 12:33 PM	ALPINE-SKNAkersK
	Trail Map Data	11/14/2010 5:22 PM	ALPINE-SKNAAdministrator
	Visitor Data	11/3/2010 8:59 PM	ALPINE-SKNAAdministrator

Add document



**Answer:**

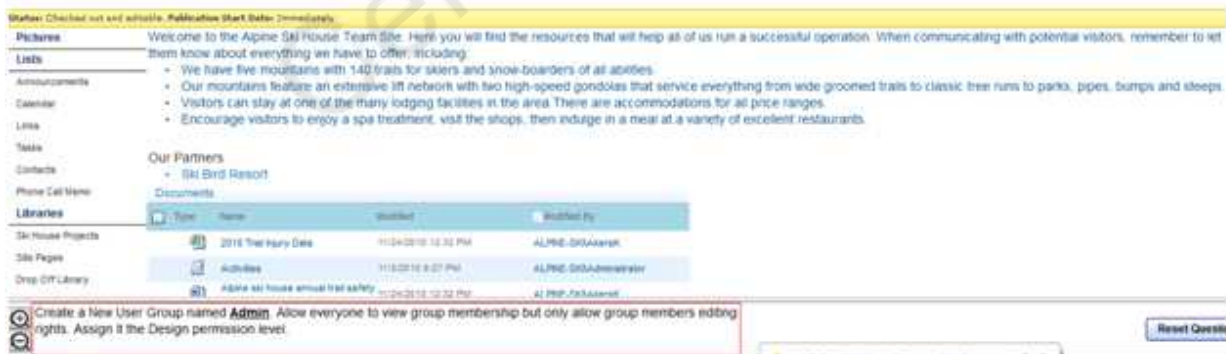
Step 1: Click Site Pages

Step 2: Click View All Site Content Page

Step 3: Open the List ribbon from the List Tools group. Then in the Connect & Export group, located the command Connect to Outlook.

Note: SharePoint transfers all items from the SharePoint list to the new folder in Outlook.

**Question: 2**



**Answer:**

Step 1: Click Site Pages

Step 2: Click on the Site Actions drop-down menu on the upper left of the page. Then select Site Settings.



Step 3: From the Site Settings page, select Site Permissions found in the Users and Permissions group of the Site Settings page.



Step 4: Click the Create Group button.

Step 5: On the New Group page, enter a group name Admin

Step 6: Grant everyone permission to view group membership.

Step 7: Grant group members editing rights by assigning the Design permission.

Step 8: Finish creating the group by clicking the Create button at the bottom of the page.

### Question: 3

The screenshot shows a document library table for 'Ski Bird Resort'. The table has columns for 'Type', 'Name', 'Modified', and 'Modified By'. The data is as follows:

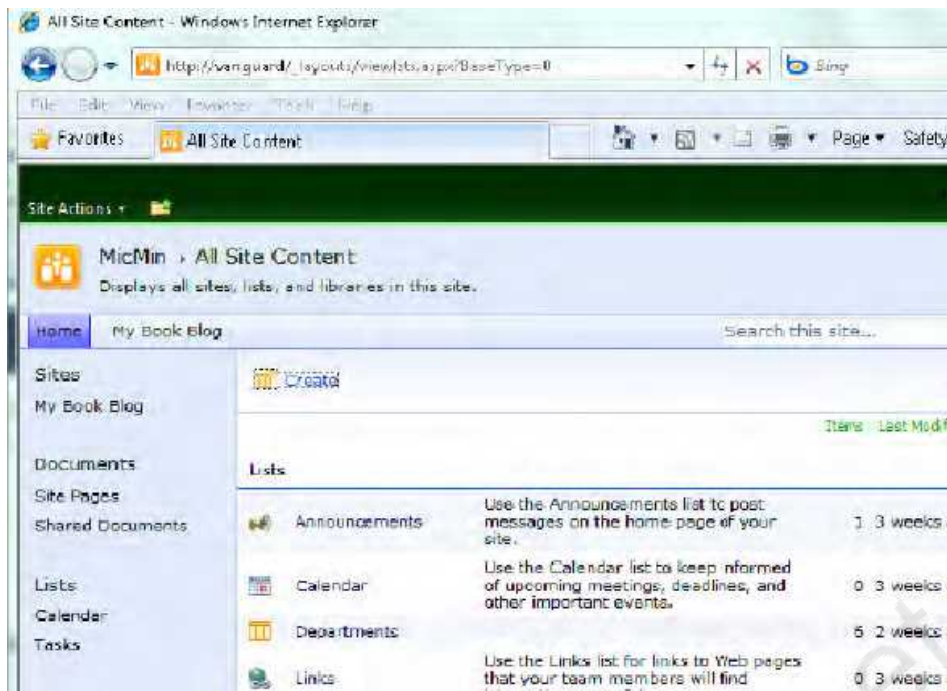
Type	Name	Modified	Modified By
	2010 Trail Injury Data	11/24/2010 12:32 PM	ALPNE-SKMAkersK
	Activities	11/3/2010 8:27 PM	ALPNE-SKMAAdministrator
	Alpine ski house annual trail safety report	11/24/2010 12:32 PM	ALPNE-SKMAkersK
	Alpine Ski House Letterhead	11/24/2010 12:32 PM	ALPNE-SKMAkersK
	Alpine Ski House Organizational Chart 2010	11/24/2010 12:32 PM	ALPNE-SKMAkersK
	Alpine Ski House Seasons	12/09/2010 7:01 AM	ALPNE-SKMAAdministrator
	Holiday Menu	11/24/2010 12:33 PM	ALPNE-SKMTnaD
	Holiday Tree Sales	11/3/2010 8:27 PM	ALPNE-SKMAAdministrator

Create a new announcement that uses the Title **Holiday Sales** and the message **In stock**. Ensure that the announcement no longer appears in the list after June 30, 2011.

### Answer:

Step 1: Click Site Pages

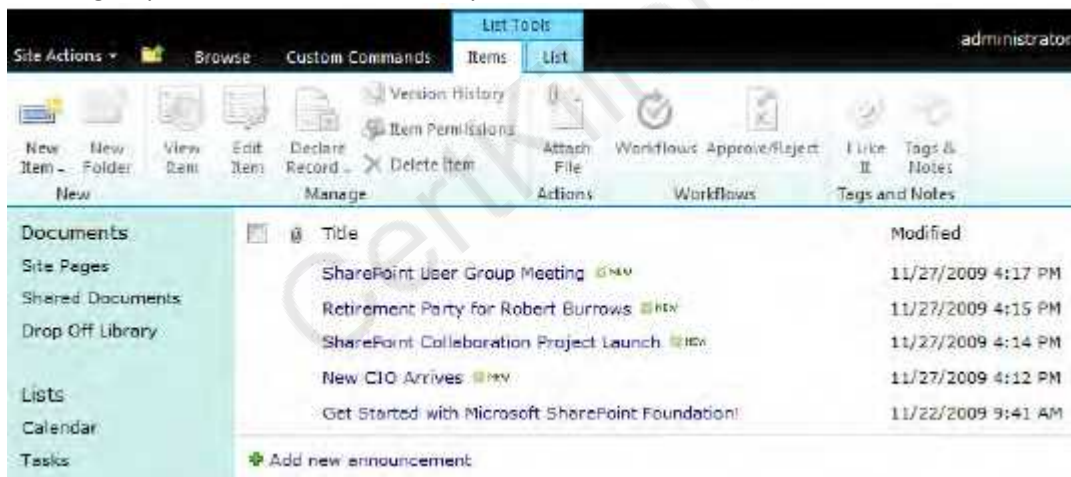
Step 2: Choosing View All Site Content from the Site Actions.



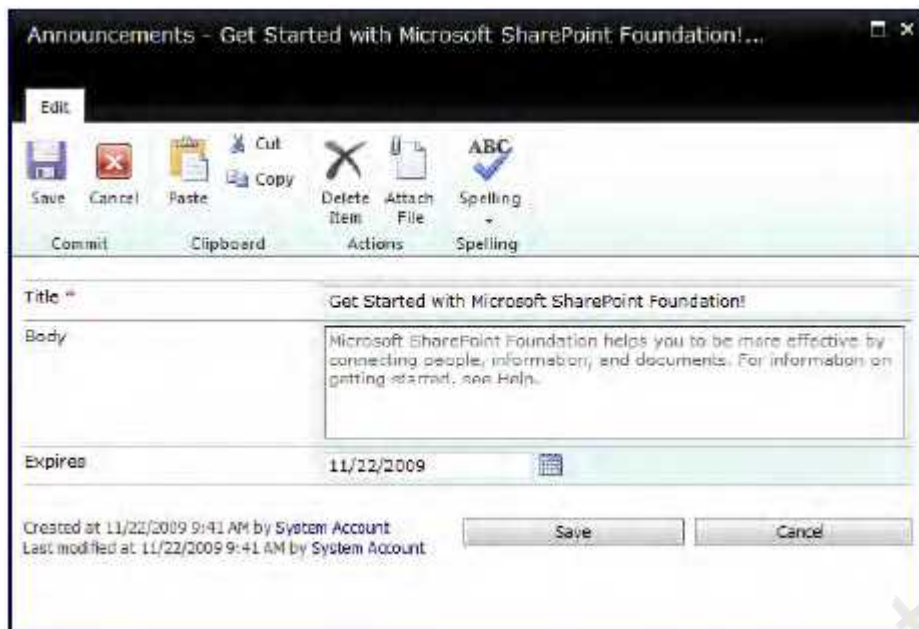
Step 3: Click Announcements.

Note:

Since you want to add a new announcement, you need to display the Items ribbon in the List Tools ribbon group. The Items ribbon allows you to add new items as well as edit and delete items.



Step 4: Click New Item in the New group to add another announcement (or click Add new announcement). This action opens the edit dialog for the list item, letting you supply the column values for a new item in the list using the same dialog as shown below.



Step 5: Enter Title: Holiday Sales.

Set body to: In stock.

Set Expires to: June 30, 2011.

Step 6: Click Save.

## Thank You for trying 77-886 PDF Demo

To Buy Latest 77-886 Full Version Download visit link below

<https://www.certkillers.net/Exam/77-886>

## Start Your 77-886 Preparation

**[Limited Time Offer]** Use Coupon “CKNET” for Further discount on your purchase. Test your 77-886 preparation with actual exam questions.

<https://www.certkillers.net>