



Microsoft

70-740 Exam

Microsoft Installation, Storage, and Compute with Windows Server 2016 Exam

Thank you for Downloading 70-740 exam PDF Demo

You can Buy Latest 70-740 Full Version Download

<https://www.certkillers.net/Exam/70-740>

<https://www.certkillers.net>

Version: 29.0

Question: 1

You have a Hyper-V host named Server1 that runs Windows Server 2016. Server1 hosts a virtual machine named VM1 that runs Windows Server 2012. VM1 has the following configuration.

```
C:\>Get-VM VM1 | fl Version, HardDrives, DynamicMemoryEnabled, Generation, MemoryStartup
```

```
Version           : 5.0
HardDrives        : {Hard drive on IDE controller number 0 at location 0}
DynamicMemoryEnabled : False
Generation        : 1
MemoryStartup     : 536870912
```

```
C:\>Get-VMIntegrationService VM1
```

VMName	Name	Enabled	PrimaryStatusDescription	SecondaryStatusDescription
VM1	Guest Service Interface	False	OK	
VM1	Heartbeat	False	OK	
VM1	Key-Value Pair Exchange	False	OK	
VM1	Shutdown	False	OK	
VM1	Time Synchronization	False	OK	
VM1	VSS	False	OK	

You discover that when you back up Server1, VM1 temporarily pauses.

You need to ensure that you can back up Server1 without causing downtime on VM1.

What should you do?

- A. Increase the memory on VM1
- B. Connect the hard disk drive of VM1 to an SCSI controller
- C. Update the virtual machine version of VM1
- D. Upgrade VM1 to Windows Server 2016
- E. Enable the VSS integration service on VM1

Answer: E

Explanation:

References:

<https://www.starwindsoftware.com/blog/hyper-v-backup-challenges-windows-server-2016-needs-to-address>

Question: 2

You have a server named Server1 that runs Windows Server 2016. Windows Defender is enabled on

Server1.

Server1 runs an application named App1 that stores various types of files in Microsoft OneDrive for Business, MicrosoftOneDrive, and Microsoft SharePoint Online. App1 also interacts with several local services.

You need to prevent Windows Defender from scanning any files opened by App1.

What should you do on Server1?

- A. Run the Set-ExecutionPolicy cmdlet.
- B. Run the New-AppLockerPolicy cmdlet.
- C. Modify the real-time protection settings in Windows Defender.
- D. Run the Add-MpPreference cmdlet.

Answer: D

Explanation:

References:

<https://docs.microsoft.com/en-us/windows/security/threat-protection/windows-defender-antivirus/configure-process-opened-file-exclusions-windows-defender-antivirus>

Question: 3

DRAG DROP

Your network contains an Active Directory domain named contoso.com. The domain contains two servers named Server1 and Server2 that run Windows Server 2016. Server1 and Server2 have multiple local disks attached.

You need to create a storage pool by using Storage Spaces Direct.

Which three actions should you perform in sequence? To answer, move the appropriate actions from the list of actions to the answer area and arrange them in the correct order.

Actions

- From Server1, run the **New-SpacesPool** cmdlet.
- On Server1 and Server2, install the Failover Clustering feature.
- From Server1, run the **New-StorageFileServer** cmdlet.
- From Server1, run the **New-Cluster** cmdlet.
- On Server1 and Server2, install the Storage Replica feature.
- From Server1, run the **Enable-ClusterStorageSpacesDirect** cmdlet.
- On Server1 and Server2, install the File Server role service.

Answer Area



Answer:

- On Server1 and Server2, install the Failover Clustering feature.
- From Server1, run the **New-Cluster** cmdlet.
- From Server1, run the **Enable-ClusterStorageSpacesDirect** cmdlet.

Explanation:

References:

<https://docs.microsoft.com/en-us/windows-server/storage/storage-spaces/deploy-storage-spaces-direct>

Question: 4

You have a Network Load Balancing (NLB) cluster that contains two nodes named Server1 and Server2. The nodes run Windows Server 2016. The NLB cluster has the following configuration.

```

ClusterName      :
IPAddress        : 172.16.4.1
Name             :
ClusterIPAddress : 172.16.4.1
ClusterNetworkMask : 255.255.0.0
ClusterMacAddress : 02-bf-ac-10-04-01
OperationMode    : UNICAST
BdaReverseHash   : False
BdaTeamActive    : False
BdaTeamId        :
BdaTeamMaster    : False

```

```

IPAddress State Start End Protocol Mode Affinity Timeout
-----
All Enabled 0 65535 Both Multiple Single 0

```

You deploy the Web Server (IIS) server role identically to both servers.

You need to configure NLB to load balance requests between the web servers. HTTP requests must be stateless. HTTPS requests must be stateful.

What should you do? Each correct answer presents part of the solution.

- A. Modify the Cluster operation mode.
- B. Suspend the cluster.
- C. Drainstop the cluster.
- D. Add a new port rule.
- E. Edit the existing port rule.

Answer: CD

Explanation:

References:

<https://www.ntweekly.com/2017/09/04/failover-nlb-cluster-host-member/>

<https://docs.microsoft.com/en-us/windows-server/networking/technologies/network-load-balancing>

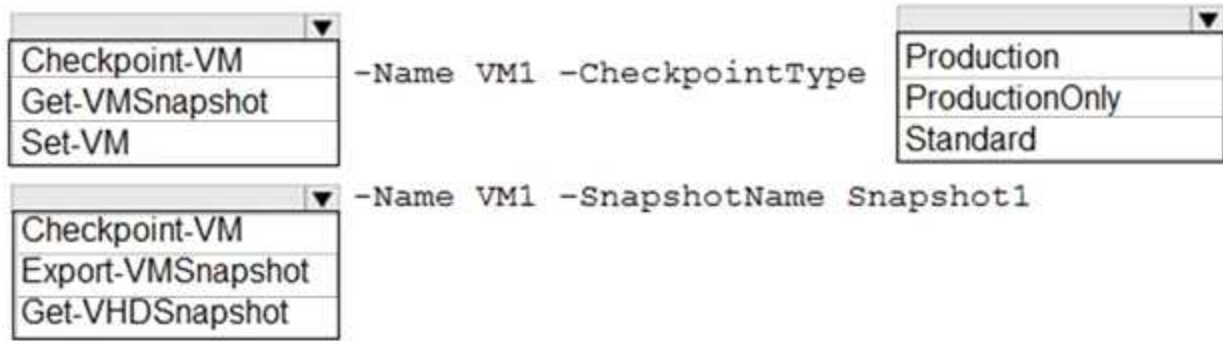
Question: 5

HOT SPOT

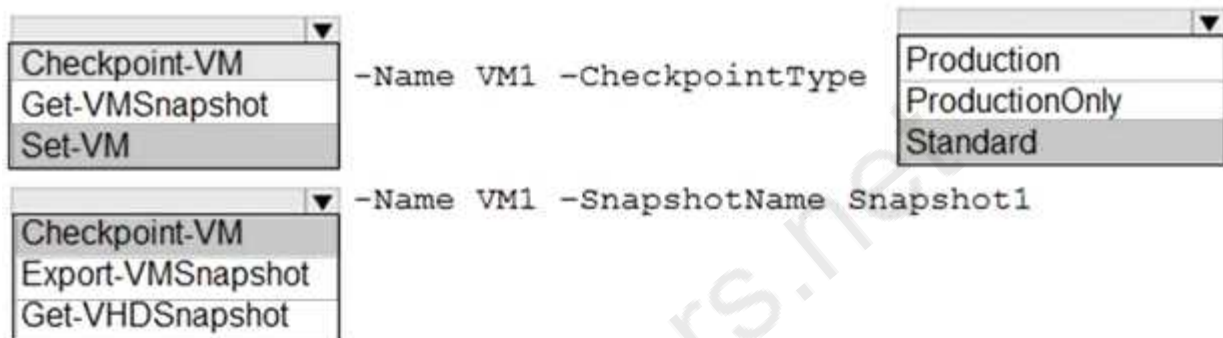
You have a server named VM1. VM1 is a virtual machine on a Hyper-V host that runs Windows Server 2016.

You need to create a checkpoint that includes the virtual machine memory state of VM1.

What command should you run? To answer, select the appropriate options in the answer area.



Answer:



Explanation:

References:

<https://docs.microsoft.com/en-us/virtualization/hyper-v-on-windows/user-guide/checkpoints>

Question: 6

You have a server that runs Windows Server 2016 Standard.

You create a new three-way mirror storage space. You format the storage space by using ReFS.

Which two features can you use on the new storage space? Each correct answer presents a complete solution.

- A. file and folder permissions
- B. disk quotas
- C. Encrypting File System (EFS)
- D. long file names
- E. Data Deduplication

Answer: A,E

Question: 7

You have four servers named Server1, Server2, Server3, and Server4 that run Windows Server 2016. Server1 and Server2 have the Hyper-V server role installed. Server1 hosts a virtual machine named

VM1. Server2 hosts a virtual machine named VM2. Server3 hosts the disks and the configurations of both virtual machines on an SMB share named VMShare.

You use Server4 to manage Hyper-V operations on Server1 and Server2.

From Server4, you attempt to perform a live migration of VM1 and VM2, but you receive the following error message: "No credentials are available in the security package".

You need to ensure that you can perform the live migration of VM1 and VM2 between Server1 and Server2 while signed in to Server4.

What should you do?

- A. From Active Directory Users and Computers, modify the properties of Server4. Configure the delegation settings to trust the computer for delegation of cifs.
- B. From Windows PowerShell on Server3, run the remove-SMBMultiChannelConstraint cmdlet, and then assign Server4 Full Control permissions to VMShare.
- C. From Active Directory Users and Computers, modify the properties of Server1 and Server2. Configure the Delegation settings to trust the computers for delegation of the Microsoft Virtual System Migration Service.
- D. From Active Directory Users and Computers, modify the properties of your user account. Modify the Account is sensitive and cannot be delegated setting.

Answer: C

Explanation:

References:

<https://docs.microsoft.com/en-us/windows-server/virtualization/hyper-v/deploy/set-up-hosts-for-live-migration-without-failover-clustering>

Question: 8

You have two Hyper V hosts named Server1 and Server2 that run Windows Server 2012 R2. The servers are nodes in a failover cluster named Cluster1.

You perform a rolling upgrade of the cluster nodes to Windows Server 2016.

You need to ensure that you can implement the Virtual Machine Load Balancing feature.

Which cmdlet should you use?

- A. Update-ClusterNetWorkNameResource
- B. Set-GusterGroupSet
- C. Update-ClusterFunctionalLevel
- D. Set-CauClosterRole

Answer: C

Explanation:

<https://docs.microsoft.com/en-us/windows-server/failover-clustering/cluster-operating-system-rollingupgrade#cluster-os-rolling-upgrade-process>

Question: 9

You have a Windows Server 2016 failover Cluster named Cluster 1 that contains four nodes named Server1, Server2, Server3, and Server4.

You need to configure Cluster to use directly attached storage to store several virtual machines.

You run the Enable-ClusterStorageSpacesDirect cmdlet on Server1.

What should you do next?

- A. Run the Enable-ClusterStorageSpacesDirect cmdlet on the other three nodes.
- B. Create volumes.
- C. Create storage pool.
- D. Add-ClusterResource cmdlet on all of the nodes.

Answer: B

Explanation:

References:

<https://medium.com/beyond-the-helpdesk/setting-up-and-configuring-storage-spaces-direct-in-windows-server-2016-4d2be85a8f7d> ["https://medium.com/beyond-the-helpdesk/setting-up-and-configuring-storage-spaces-direct-in-windows-server-2016-4d2be85a8f7d"](https://medium.com/beyond-the-helpdesk/setting-up-and-configuring-storage-spaces-direct-in-windows-server-2016-4d2be85a8f7d) [5a8f7HYPERLINK](https://medium.com/beyond-the-helpdesk/setting-up-and-configuring-storage-spaces-direct-in-windows-server-2016-4d2be85a8f7d)
["https://medium.com/beyond-the-helpdesk/setting-up-and-configuring-storage-spaces-direct-in-windows-server-2016-4d2be85a8f7d"](https://medium.com/beyond-the-helpdesk/setting-up-and-configuring-storage-spaces-direct-in-windows-server-2016-4d2be85a8f7d)

Question: 10

You have a Hyper-V host named Server1 that runs Windows Server 2016. Server1 hosts a virtual machine named VM1 that runs Windows Server 2016.

On VM1, Dynamic Memory is disabled, MAC spoofing is enabled for the virtual network adapter, and checkpoints are disabled. You need to ensure that you can install the Hyper-V server role on VM1. What should you do?

- A. Shut down VM1, enable Dynamic Memory on VM1 and then start VM1.
- B. Configure VM1 to use standard checkpoints.
- C. Disable Hyper-V integration services for VM1 and then restarts VM1.
- D. Shut down VM1, run the Set-VMProcessor cmdlet and then start VM1.

Answer: D

Explanation:

References:

<https://docs.microsoft.com/en-us/virtualization/hyper-v-on-windows/user-guide/nested-virtualization>

Question: 11

You have a server named Server1 that runs Windows Server 2016 and has the File and Storage Services server role installed. Server1 has an ReFS-formatted volume named Volume1 that is 512 GB. Volume1 is mounted as C:\App1\temp. You need to ensure that you can enable deduplication of Volume1. What should you do?

- A. Initialize the physical disk that contains Volume1.
- B. Install a Windows feature.
- C. Format Volume1.
- D. Unmount Volume1.

Answer: B

Explanation:

References:

<https://docs.microsoft.com/en-us/windows-server/storage/data-deduplication/install-enable>

<https://docs.microsoft.com/en-us/windows-server/storage/refs/refs-overview>

Question: 12

You plan to deploy three servers that will run Windows Server 2016. The servers will be configured as shown in the following table.

Server name	Hard disk configuration
Server1	Disk1: 250-GB, NTFS-formatted Disk2: 4-TB, ReFS-formatted
Server2	Disk1: 1-TB, NTFS-formatted Disk2: 2-TB, NTFS-formatted Disk3: 500-GB, exFAT-formatted
Server3	Disk1: 8-TB, NTFS-formatted Disk2: 2-TB, ReFS-formatted Disk3: 1-TB, ReFS-formatted

You need to ensure that you can use all of the available space on each disk.
What is one of the disks that you must initialize as a GPT disk?

- A. Disk2 on Server3
- B. Disk1 on Server2
- C. Disk3 on Server2
- D. Disk1 on Server3

Answer: D

Question: 13

You have a server named Server 1 that runs Windows Server 2016. Windows Defender is enabled on Server1.

Server1 runs an application named App that stores various types of files in Microsoft OneDrive for Business, Microsoft OneDrive, and Microsoft SharePoint Online. App also interacts with several local services,

You need to prevent Windows Defender from scanning any files opened by Appl. Should you do on Server1?

- A. Run the Set-ExecutionPolicy cmdlet
- B. Form the Windows Defender settings, configure a file exclusion.
- C. From the Windows Defender settings, configure a process exclusion.
- D. Modify the cloud-based protection settings in Windows Defender.

Answer: B

Explanation:

References:

<https://www.windowscentral.com/how-exclude-files-and-folders-windows-defender-antivirus-scans>

Question: 14

You have a server named Server1 that runs Windows Server 2016. Windows Defender is enabled on Server1.

Server1 runs an application named App1 that stores various types of files in Microsoft OneDrive for Business, MicrosoftOneDrive, and Microsoft SharePoint Online. App1 also interacts with several local services.

You need to prevent Windows Defender from scanning any files opened by App1. What should you do on Server1?

- A. From the Windows Defender settings, configure a file exclusion.
- B. Run the New-CiPolicy cmdlet.
- C. Modify the real-time protection settings in Windows Defender.
- D. From the Windows Defender settings, configure a process exclusion.

Answer: A

Question: 15

DRAG DROP

Your network contains an Active Directory domain named adatim.com. The domain contains four member servers that run Windows Server 2016.

On each server, you locally attach three disks and install the Failover Clustering feature.

You need to create a volume that uses all the disks. The volume must be highly available.

Which three cmdlets should you run in sequence? To answer, move the appropriate cmdlets from the list of cmdlets to the answer area and arrange them in the correct order.

Cmdlets

- New-Cluster
- Initialize-Disk
- Enable-VMReplication
- Enable-ClusterS2D
- New-Volume
- New-Partition

Answer Area



Answer:

Answer Area

- New-Cluster
- Enable-ClusterS2D
- New-Volume



Certkillers.net

Question: 16

You have a Hyper-V server named Server1 that runs Windows Server 2012 R2. Server1 hosts a virtual machine named VM1 that runs Windows Server 2016. VM1 connects to an external virtual switch named Switch1. You can ping VM1 from Server1. You upgrade Server1 to Windows Server 2016. You need to ensure that you can connect to VM1 by using PowerShell Direct. What should you do?

- A. Configure the firewall rules on Server1.
- B. Enable the Hyper-V extensible switch extensions on Server1.
- C. Upgrade the configuration version of VM1.
- D. Configure the firewall rules on VM1.

Answer: C

Question: 17

You have a Nano Server named Nano1.

Nano1 is configured to perform real-time protection scans by using Windows Defender.

You need to ensure that all of the files located in D:\App1\Data are excluded from the real-time protection scans.

What should you do?

- A. From the properties of D:\App1\Data folder, modify the permissions.
- B. Run the Set-MpPreference cmdlet and specify the –ExclusionPath parameter.
- C. From a command prompt, run the attrib command and specify the –s parameter.
- D. Run the Get-ChildItem cmdlet and specify the –Exclude parameter.

Answer: B

Explanation:

The Set-MpPreference cmdlet configures preferences for Windows Defender scans and updates.

Explanation:

References:

<https://docs.microsoft.com/en-us/powershell/module/defender/set-mppreference?view=win10-ps>

Question: 18

HOT SPOT

Your network contains an Active Directory forest. The forest contains two domain controllers named DC1 and DC2 that run Windows Server 2016. DC1 holds all of the operations master roles.

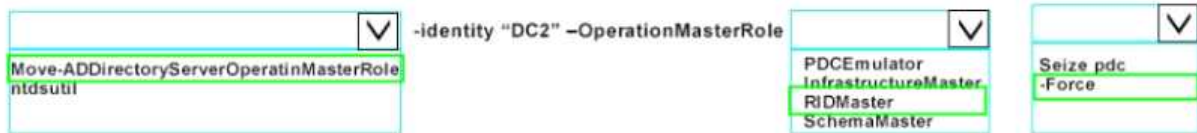
DC1 experiences a hardware failure.

You plan to use an automated process that will create 1000 user accounts.

You need to ensure that the automated process can complete successfully.

Which command should you run? To answer, select the appropriate options in the answer area.

Answer:



Question: 19

HOT SPOT

Your network contains an Active Directory forest. The forest contains one domain named contoso.com. The domain contains two domain controllers named DC1 and DC2. DC1 holds all of the operations master roles.

During normal network operations, you run the following commands on DC2:

```
Move-ADDirectoryServerOperationMasterRole -Identity "DC2" -OperationMasterRole PDCemulator
```

```
Move-ADDirectoryServerOperationMasterRole -Identity "DC2" -OperationMasterRole RIDMaster
```

DC1 fails.

You remove DC1 from the network, and then you run the following command:

```
Move-ADDirectoryServerOperationMasterRole -Identity "DC2" -OperationMasterRole SchemaMaster
```

For each of the following statements, select Yes if the statement is true. Otherwise, select No.

Statements	Yes	No
DC2 holds the schema master operations role.	<input type="radio"/>	<input type="radio"/>
DC2 holds the PDC emulator master operations role.	<input type="radio"/>	<input type="radio"/>
Currently, you can add additional domains to the forest.	<input type="radio"/>	<input type="radio"/>

Answer:

Statements	Yes	No
DC2 holds the schema master operations role.	<input type="radio"/>	<input checked="" type="radio"/>
DC2 holds the PDC emulator master operations role.	<input checked="" type="radio"/>	<input type="radio"/>
Currently, you can add additional domains to the forest.	<input type="radio"/>	<input checked="" type="radio"/>

Question: 20

DRAG DROP

You install a new Nano Server named Nano1. Nano1 is a member of a workgroup and has an IP address of 192.168.1.10.

You have a server named Server1 that runs Windows Server 2016.

From Server1, you need to establish a Windows PowerShell session to Nano1.

How should you complete the PowerShell script? To answer, drag the appropriate cmdlets to the correct targets. Each cmdlet may be used once, more than once, or not at all. You may need to drag the split bar between panes or scroll to view content.

Enable-PSRemoting

Enter-PSSession

Set-Item

Set-ItemProperty

Set-LocalUser

\$ip = "192.168.1.10"

\$user = "Administrator"

**WSMan:\localhost\Client\TrustedHosts
"192.168.1.10"**

-ComputerName \$ip -Credential \$user

Answer:

Enable-PSRemoting	\$ip = "192.168.1.10"
Enter-PSSession	\$user = "Administrator"
Set-Item	WSMan:\localhost\Client\TrustedHosts "192.168.1.10"
Set-ItemProperty	
Set-LocalUser	Enter-PSSession -ComputerName \$ip -Credential \$user

Question: 21

HOT SPOT

Your network contains an Active Directory domain named contoso.com. The domain contains a DNS server named Server1

Server1 configured to use a forwarder named server2.contoso.com that has an IP address of 10.0.0.10.

You need to prevent Server1 from using root hints if the forwarder is unavailable.

What command should you run? To answer, select the appropriate options in the answer area

Suspend-DnsServerZone Set-DnsServer Set-DnsServerForwarder Set-DnsServerRootHint	-Name *.* -PassThru -IPAddress 10.0.0.10 -NameServer server2.contoso.com -UseRootHints. \$false
---	--

Answer:

Suspend-DnsServerZone Set-DnsServer Set-DnsServerForwarder Set-DnsServerRootHint	-Name *.* -PassThru -IPAddress 10.0.0.10 -NameServer server2.contoso.com -UseRootHints. \$false
---	--

Question: 22

You have a Nano Server named Nano1.

Which cmdlet should you use to identify whether the DNS Server role is installed on Nano1?

- A.Find-NanoServerPackage
- B.Get-Package

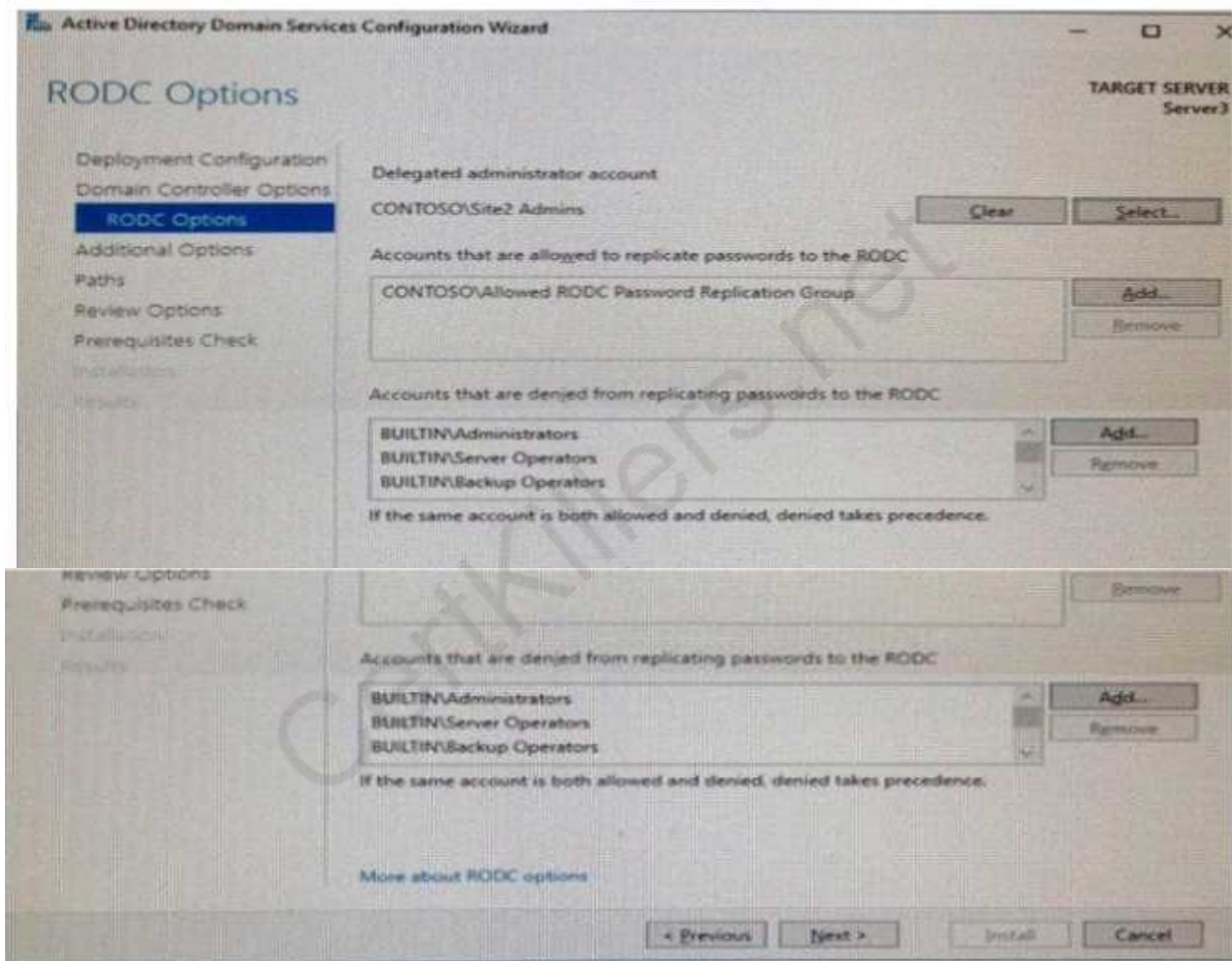
- C. Find-Package
- D. Get-WindowsOptionalFeature

Answer: B

Question: 23

HOT SPOT

Your network contains an Active Directory forest. The forest contains two sites named Site1 and Site2. Site1 contains 10 domain controllers. Site1 and Site2 connect to each other by using a WAN link. You run the Active Directory Domain Services Configuration Wizard as shown in the following graphic.



Server3 is the only server in Site2

Use the drop-down menus to select the answer choice that completes each statement based on the information graphic.

Members of the Site2 Admins group will be able to [answer choice] on Server 3.

make updates to SYSVOL content
 manage the password replication policy
 stop and start Active Directory Domain Services (AD DS)

If the WAN link fails, users who are members of the Allowed RODC Password Replication Group [answer choice] in Site2.

will be prevented from logging on
 will log on with reduced security rights
 can log on if they have previously logged on

Answer:

Members of the Site2 Admins group will be able to [answer choice] on Server 3.

make updates to SYSVOL content
 manage the password replication policy
 stop and start Active Directory Domain Services (AD DS)

If the WAN link fails, users who are members of the Allowed RODC Password Replication Group [answer choice] in Site2.

will be prevented from logging on
 will log on with reduced security rights
 can log on if they have previously logged on

Question: 24

You deploy a Hyper-V server named Served in an isolated test environment The test environment is prevented from accessing the Internet Server1 runs the Datacenter edition of Windows Server 2016. You plan to deploy the following guest virtual machines on the server

Quantity	Operating system	Domain member
10	Windows Server 2012 R2	Yes
4	Windows Server 2016	No
5	Windows Server 2016	Yes

Which activation model should you use for the virtual machines'?

- A. Multiple Activation Key (MAK)
- B. Automatic Virtual Machine Activation (AVMA)
- C. Original Equipment Manufacturer (OEM) key
- D. Key Management Service (KMS)

Answer: B

Question: 25

HOT SPOT

Your network contains an Active Directory domain named contoso.com. The domain contains a DNS server named Server1.

You enable Response Rate Limiting on Server1.

You need to prevent Response Rate Limiting from applying to hosts that reside on the network of 10.0.0.0/24.

Which cmdlets should you run? To answer, select the appropriate options in the answer area.

First cmdlet to run:

▼

Add-DnsServerClientSubnet
Enable-DnsServerPolicy
Set-DnsServerResponseRateLimiting
Set-DnsServerResponseRateLimitingExceptionlist

Second cmdlet to run:

▼

Add-DnsServerResponseRateLimitingExceptionlist
Add-DnsServerQueryResolutionPolicy
Add-DnsServerZoneScope
Set-DnsServerDsSetting

Answer:

First cmdlet to run:

▼

```
Add-DnsServerClientSubnet  
Enable-DnsServerPolicy  
Set-DnsServerResponseRateLimiting  
Set-DnsServerResponseRateLimitingExceptionlist
```

Second cmdlet to run:

▼

```
Add-DnsServerResponseRateLimitingExceptionlist  
Add-DnsServerQueryResolutionPolicy  
Add-DnsServerZoneScope  
Set-DnsServerDsSetting
```

CertKillers.net

Thank You for trying 70-740 PDF Demo

To Buy Latest 70-740 Full Version Download visit link below

<https://www.certkillers.net/Exam/70-740>

Start Your 70-740 Preparation

[Limited Time Offer] Use Coupon “CKNET” for Further discount on your purchase. Test your 70-740 preparation with actual exam questions.

<https://www.certkillers.net>