



**Microsoft**

# 70-549-CSharp

*PRO-Design & Develop Enterprise Appl by Using MS.NET  
Frmwk*

**QUESTION:** 170

You are an enterprise application developer. You deploy an ASP.NET application. You must establish performance counter baselines to find out the acceptable performance thresholds. You need to ascertain the appropriate time to measure performance counter baselines. What should you do?

- A. Take measurements at peak hours of operation.
- B. Take measurements at off-peak hours of operation.
- C. Take measurements at regular intervals over a period of time.
- D. Take measurements when you detect degraded performance.

**Answer:** C

**QUESTION:** 171

You are an enterprise application developer. You are designing a monitoring mechanism for a serviced component that runs on the company server. The component will be used to execute CPU-intensive operations. When the component is deployed, administrators must be able to monitor the following measures:

Number of requests for each operation

Time taken for each operation to complete

You need to achieve this goal by using the minimum amount of coding effort. Which two actions should you perform? (Each correct answer presents part of the solution. Choose two.)

- A. Create a single CounterMultiTimer counter for all operations.
- B. Create a CounterTimer counter for each operation.
- C. Create a single NumberOfItems64 counter for all operations.
- D. Create a NumberOfItems64 counter for each operation.
- E. Create a single NumberOfItems32 counter for all operations.

**Answer:** B, D

**QUESTION:** 172

You are an enterprise application developer. You design an application that communicates with other applications through .NET Remoting. The application has a large DataSet. You need to improve the performance of the application. What should you do?

- A. Set the RemotingFormat property for DataSets to SerializationFormat.Xml.
- B. Set the RemotingFormat property for DataSets to SerializationFormat.Binary.
- C. Set the SchemaSerializationMode property for DataSets to SchemaSerializationMode.ExcludeSchema.

D. Set the SchemaSerializationMode property for DataSets to SchemaSerializationMode.IncludeSchema.

**Answer:** B

**QUESTION:** 173

You are an enterprise application developer. You are evaluating the physical design of a Windows Forms application. The application will be used on several computers on a corporate intranet. The application connects to different Microsoft SQL Server databases. The application relies on a series of distributed components for the business and data layers. You need to review the database connection strategy to ensure scalability and performance of the application. Which two actions should you perform? (Each correct answer presents part of the solution. Choose two.)

- A. Ensure that the connection is acquired late and released early by the application.
- B. Ensure that the application uses the classes in the System.Data.OleDb namespace to access the database.
- C. Ensure that the connection is acquired at the start of the application and released when the application is closed.
- D. Use connection pooling in the application. Use a dedicated account to connect to the database.
- E. Use connection pooling in the application. Use the account of the currently logged-in user to connect to the database.

**Answer:** A, D

**QUESTION:** 174

You are an enterprise application developer. You develop an application to manage products. You plan to expose the products from the application to your business partners. The design solution must meet the following requirements: The service is accessible through firewalls. The service interoperates with client applications that are developed by using different frameworks. You need to ensure that the solution meets the requirements by using the minimum amount of development effort. What should you do?

- A. Use an ASP.NET Web service.
- B. Use an Enterprise Services component.
- C. Use an ASP.NET-hosted .NET Remoting.
- D. Use a managed Windows service-hosted .NET Remoting service.

**Answer:** A

**QUESTION:** 175

You are an enterprise application developer. You plan to create a data access component. You need to identify the appropriate collection that meets following requirements: Provides type safety at design time. Requires minimum development effort. Which collection should you use?

- A. Use ArrayList.
- B. Use Hashtable.
- C. Use a generic collection.
- D. Create separate collection class for each data type.

**Answer:** C

**QUESTION:** 176

You are an enterprise application developer. A Web-based application manages the employee information in your company. A rapid increase in the number of employees renders scalability difficult. You must suggest a component strategy that permits the application to scale as the number of employees grows. The component must implement the following application features: It resides completely behind a company firewall. It has complex transactional and auditing requirements. It operates across multiple servers within the company. It provides runtime identity services for each employee. You need to choose a component type that implements these features in a scalable manner. You need to achieve this goal by using the least coding effort. Which component type should you choose?

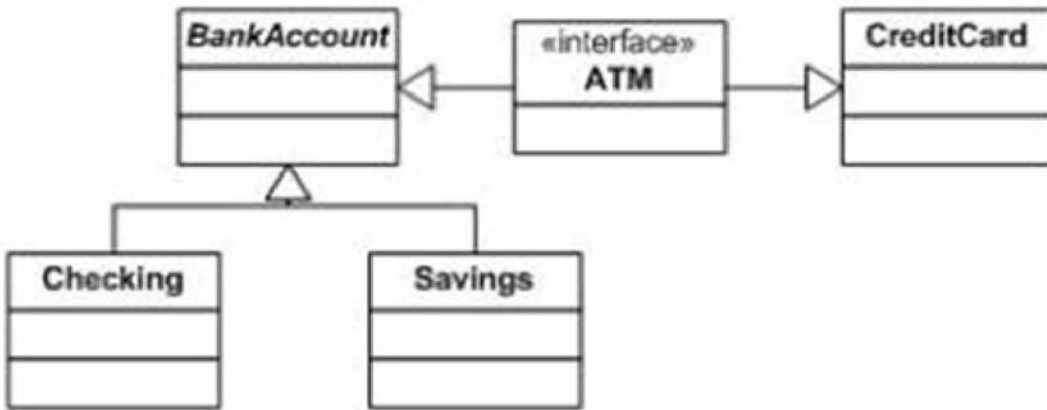
- A. .NET Framework remoting component
- B. Web services component
- C. .NET Framework class library component
- D. Enterprise Services component

**Answer:** D

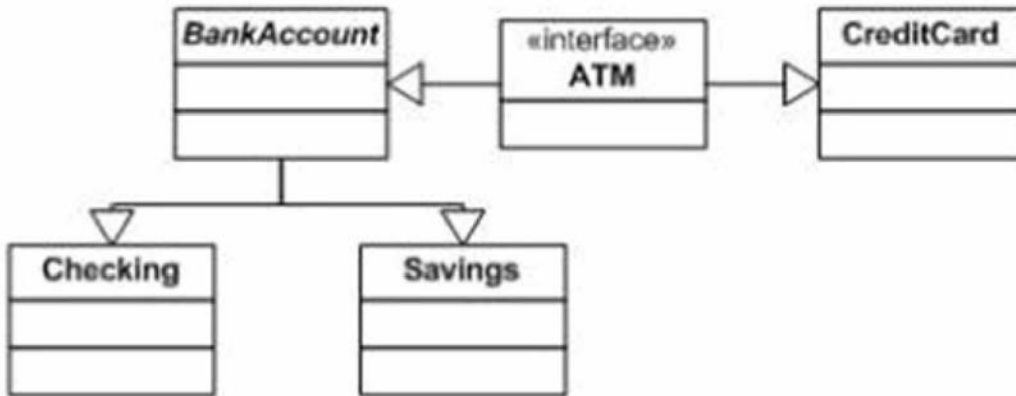
**QUESTION:** 177

You are an enterprise application developer. You develop an application by using the Microsoft Visual Studio .NET 2005 and the .NET Framework 2.0. The application will be used by financial institutions. Financial institutions can operate checking accounts, savings accounts, and credit cards to customers. Customers can use Automated Teller Machine (ATMs) to manage their accounts. You need to design a class diagram for the application to meet the following requirements: The Checking class must be a type of the BankAccount class. The Savings class must be a type of BankAccount class. The BankAccount class can be a type of the ATM interface. The CreditCard class can be a type of the ATM interface. Which class diagram should you use?

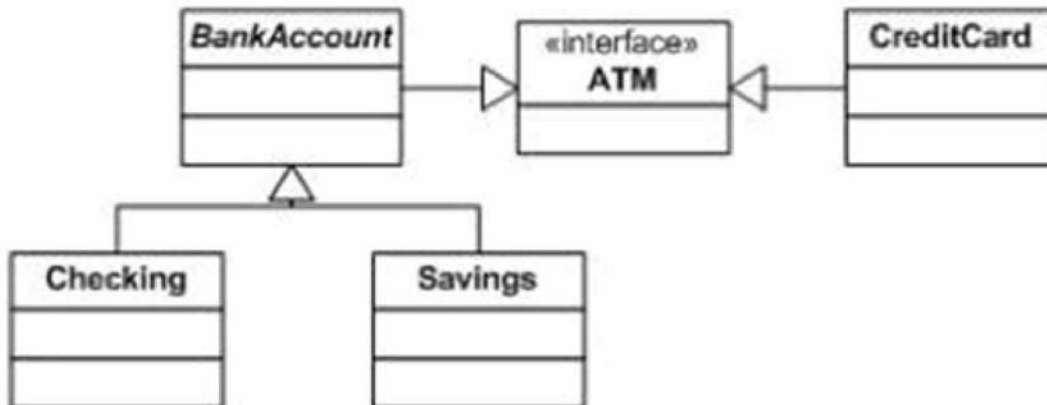
- A.



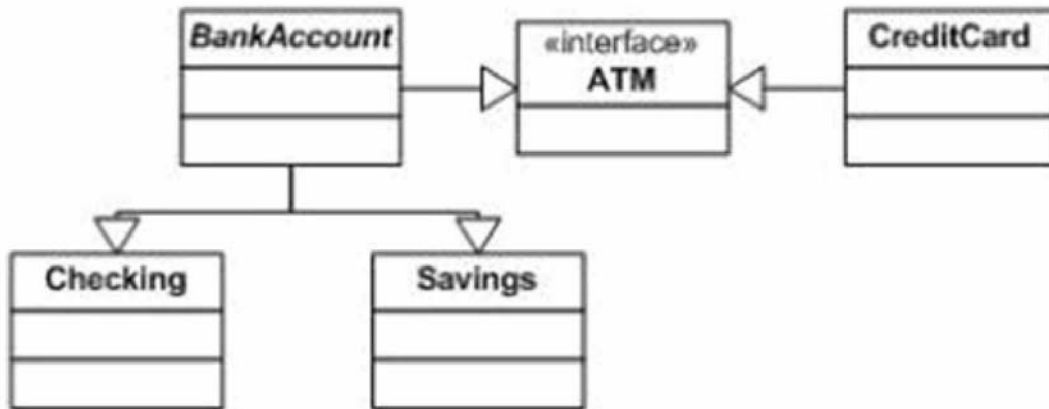
B.



C.



D.



**Answer:** B

**QUESTION:** 178

You are an enterprise application developer. You develop an application by using Microsoft Visual Studio .NET 2005 and .NET Framework 2.0. You are designing a business component that is used to process sales orders. You need to ensure that the component meets the following requirements:

It is available to Windows and Web-based applications on the local network.

It uses the most efficient network access protocol.

Which three actions should you perform? (Each correct answer presents part of the solution. Choose three.)

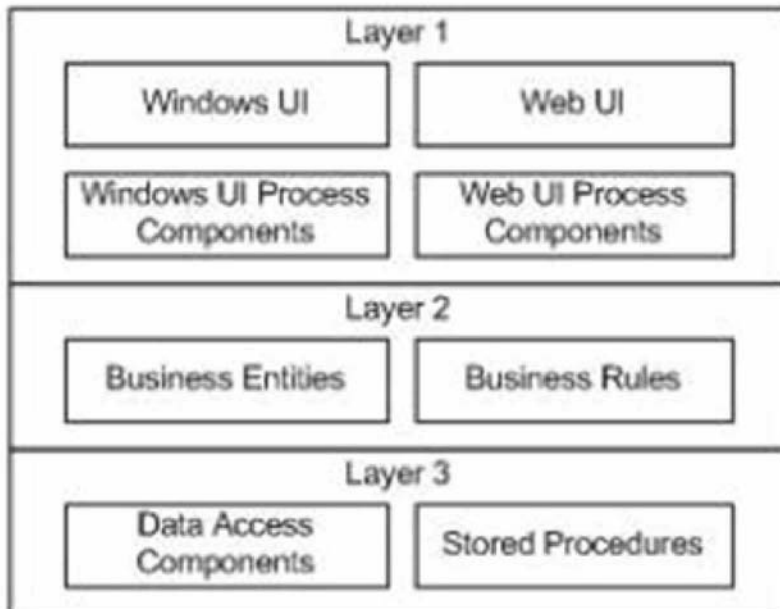
- A. Develop a Web service.
- B. Use the TCP protocol.
- C. Use binary serialization.
- D. Use XML serialization.
- E. Use the HTTP protocol.
- F. Develop a .NET Remoting component.

**Answer:** B, C, F

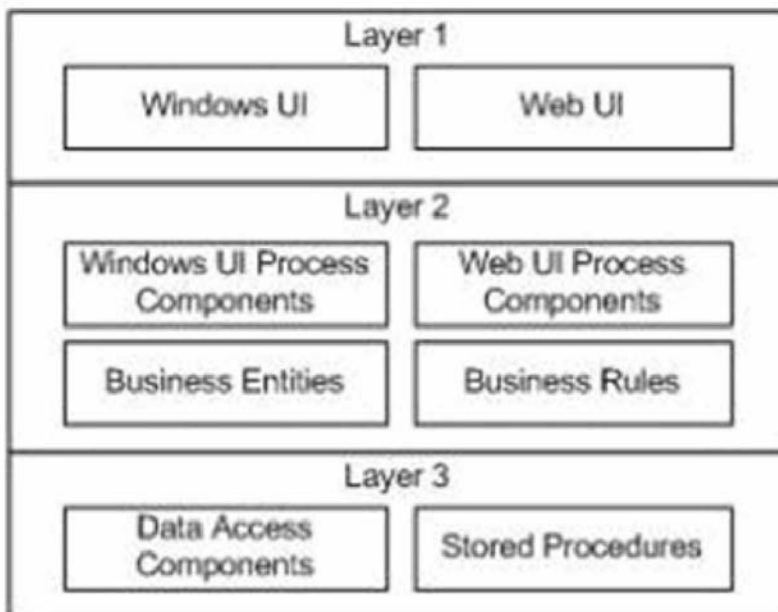
**QUESTION:** 179

You are an enterprise application developer. You develop a solution by using Microsoft Visual Studio .NET 2005 and .NET Framework 2.0. The solution must meet the following requirements: It must be available to the local network through Windows forms. It must be available to the Internet through Web forms. It must use a predefined set of business objects and rules. It must access data from a Microsoft SQL Server 2005 database. It must avoid code duplication. You need to design application layers for the solution. Which application layers and components should you design?

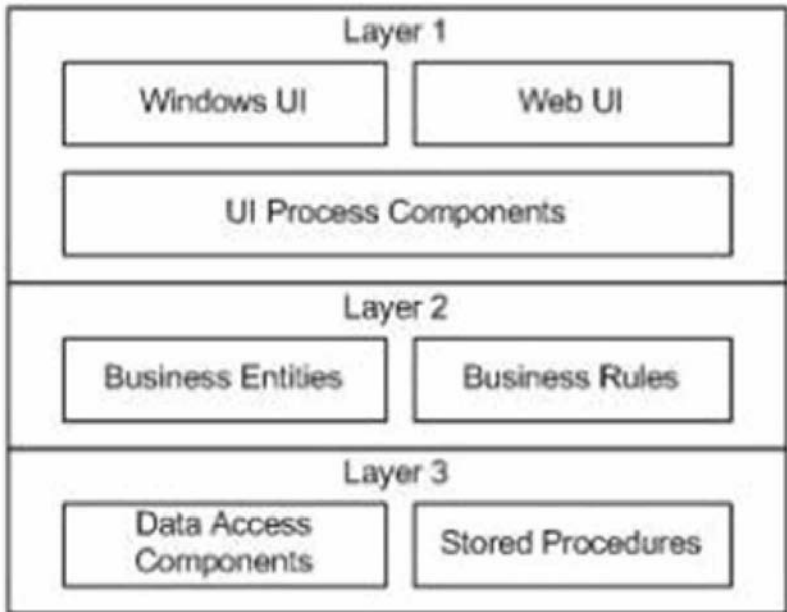
A.



B.



C.



**Answer:** C

**QUESTION:** 180

You are an enterprise application developer. The data access layer of an application contains the following code segment. (Line numbers are included for reference only.)

```

01 static public List<Employee> GetEmployees(){
02 List<Employee> employees = new List<Employee>();
03 using (SqlConnection cnn = new SqlConnection(_cnnStr)){
04 SqlCommand cmd = new SqlCommand("GetEmployees", cnn);
05 cnn.Open();
06 DataSet ds = new DataSet();
07 SqlDataAdapter da = new SqlDataAdapter(cmd);
08 da.Fill(ds);
09 foreach (DataRow row in ds.Tables[0].Rows){
10 Employee emp = new Employee();
11 emp.ID = Convert.ToInt32(row["Id"]);
12 emp.Name = Convert.ToString(row["Name"]); //
13 employees.Add(emp);
14 }
15 }
16 return employees;
17 }
  
```

You review the code segment and discover that it takes a long time to execute. You need to modify the code segment to improve the performance. What should you do?



- A. Create a SqlDataReader object. Iterate through a DataReader object to populate the employees list.
- B. Fill a DataTable object by using a DataTable.Load method. Iterate through the DataTable to populate the employees list.
- C. Fill a DataTable object by using a SqlDataAdapter object. Iterate through the DataTable to populate the employees list.
- D. Fill a DataTable object by using a DataTable.Load method. Create a DataTableReader object from the DataTable. Iterate through the DataTableReader to populate the employees list.

**Answer:** A

**QUESTION:** 181

You are an enterprise application developer. You plan to create a data access layer for an application. The application will store the data in a relational database. The application supports multiple database implementations. The application must use the vendor-provided database interaction component libraries whenever they are available. You need to identify a strategy to access data that supports these criteria. Which strategy should you use?

- A. Use the .NET Framework Data Provider for ODBC components.
- B. Use the .NET Framework Data Provider for OLE DB components.
- C. Use the generic data access components that are created by using the generic factory.
- D. Use the .NET Framework Data Provider for OLE DB components or the .NET Framework Data ©1 installation.

**Answer:** C

**QUESTION:** 182

You are an enterprise application developer. You are designing a new component to prioritize security requirements and performance. The component contains methods as shown in the following table. Method NameFunctionBuildCompositeInputConsolidates input to the component from other components.BuildPrivateInputInputs data that is private to other component routines.UserInputInputs data from the user. You need to identify the methods that require run time validation of inputs. You also need to ensure that these methods do not add performance overhead. Which methods should you use?

- A. UserInput
- B. BuildPrivateInput and UserInput
- C. BuildCompositeInput and UserInput
- D. BuildCompositeInput, BuildPrivateInput, and UserInput

**Answer:** C

**QUESTION:** 183

You are an enterprise application developer. You are creating an application that has a layered architecture as shown in the following diagram. A component that resides in the workflow layer manages transactions across one or more activities in the business logic layer. You need to make modifications to the component. You need to identify the layers that might require modification when the component in the workflow layer is modified. Which two layers should you identify?(Each correct answer presents part of the solution. Choose two.)

- A. Presentation layer
- B. Service facade layer
- C. Business logic layer
- D. Data access layer

**Answer:** A, B

Download Full Version From <https://www.certkillers.net>



**DON'T KNOW**  
OR NO PREFERENCE

*Pass your exam at First Attempt....Guaranteed!*