



# Microsoft

## 70-398 Exam

### Microsoft Planning for and Managing Devices in the Enterprise Exam

Thank you for Downloading 70-398 exam PDF Demo

You can Buy Latest 70-398 Full Version Download

<https://www.certkillers.net/Exam/70-398>

<https://www.certkillers.net>

# Version: 10.0

## Case Study: 2

### ProseWare Inc.

#### Background

ProseWare, Inc. is a software company that specializes in developing smartphone apps that work on multiple platforms. The main office for the company is located in Atlanta. The company has branch offices in Tokyo and Paris.

The company recently published a new game. The game has sold over 10 million copies in the first year. In the same period, 25 million copies of the free version of the game were downloaded. ProseWare also developed a user productivity app named MyNotesPro.

#### Employees

Due to the massive demand for the game and for potential new versions and features, ProseWare plans to increase their staff from 100 to 1,000 employees. The employees will be evenly distributed between the three locations. Each employee will have a tablet device that runs Windows 10.

ProseWare plans to connect all offices together by using high-speed internet links. Each employee will be issued a smartphone that runs Apple iOS, Android, or Windows 10. The quality assurance (QA) department includes 50 employees. Each QA department employee will be issued three smartphone devices, one device for each of the operating systems. ProseWare uses Microsoft Intune to manage devices. The company has joined the Apple Device Enrollment program.

#### Current environment

You create a virtual machine (VM) named RemApp1 in Microsoft Azure by using the Windows Server Remote Desktop Session Host gallery image. Users in the Training department connect to the VM and run several training apps.

You have a file server named FILER01 that runs Windows Server 2012 R2.

In Azure, you create a virtual network and a DNS record. You implement directory synchronization between the on-premises domain and Azure.

You have purchased Remote Desktop Services Client Access Licenses.

#### Business Requirements

All employees will be given access to a suite of ProseWare premium apps that includes MyNotesPro. You must provide access to the apps by using Azure RemoteApp.

The Atlanta corporate headquarters performs training on a weekly basis for all Tokyo and Paris employees. The training is conducted by using Microsoft Skype for Business on Windows 10 Enterprise devices. You configure the devices to display content in the

respective language for the location. Some of the trainers in Atlanta speak Japanese or French.

The Chief Technology Officer requires the following reports:

<b>Location</b>	<b>Report</b>
Tokyo	A list of all jailbroken devices.
Atlanta	A list of all software that is installed on devices in the organization. The list must include software versions.
Paris	A comparison of installed software on devices in the organization with the current license agreement.

### Technical Requirements

Employees must be able to download and install the appropriate RemoteApp client for their specific mobile device. The procedure for installing RemoteApp clients differs for each mobile operating system. All users must have access to the Azure RemoteApp infrastructure on their mobile devices in order to access the ProseWare premium apps.

All apps must be centrally managed and updated. You must ensure that the apps are available to all employees. Employees must install all apps from a common source location. The ProseWare apps must only be installed on employee devices.

You must import RemApp1 into the Azure RemoteApp Template Image Library. RemApp1 will host the Proseware premium apps.

Some of the apps must be able to access data kept in the on-premises servers at the Atlanta office.

You must design a Work Folders solution on a FILER01. You have the following requirements:

- \*You must encrypt all data that is synchronized.
- \*You must synchronize settings every 60 minutes.
- \*You must restrict the size of each file that is synchronized to 5 gigabytes.

---

### Question: 1

---

DRAG DROP

You need to test the ProseWare MyNotesPro app.

Which three actions should you perform in sequence? To answer, move the appropriate actions from the list of actions to the answer area and arrange them in the correct order.

**Actions**

**Install the Intune Software Publisher wizard and add an app.**

**Select MyNotesPro from the list of apps and launch the app.**

**Sign in to the RDWeb website by using with ProseWare\administrator domain credentials.**

**Navigate to default Remote Desktop Session collection.**

**Sign in to the Intune Admin Console by using ProseWare\administrator domain credentials.**

**Answer Area**



CertKillers.net

Answer:

Actions	Answer Area
Install the Intune Software Publisher wizard and add an app.	Sign in to the RDWeb website by using with ProseWare\administrator domain credentials.
Select MyNotesPro from the list of apps and launch the app.	Navigate to default Remote Desktop Session collection.
Sign in to the RDWeb website by using with ProseWare\administrator domain credentials.	Select MyNotesPro from the list of apps and launch the app.
Navigate to default Remote Desktop Session collection.	
Sign in to the Intune Admin Console by using ProseWare\administrator domain credentials.	

---

**Question: 2**

---

DRAG DROP

You receive the following error message when you attempt to open a Remote Desktop Protocol (RDP) file to make a connection: "The remote session was disconnected because there are no Remote Desktop License Servers available to provide a license. Please contact the server administrator."

You need to use the RDP file to sign into the virtual machine as administrator and then fix the issue. In which order should you perform the actions? To answer, move all actions from the list of actions to the answer area and arrange them in the correct order.

**Answer Area**

Actions	Sequence
Use the RDP file to connect to the virtual machine in the Remote Desktop Connection. Sign in as an administrator.	
In Server Manager, under Remote Desktop Services, for the virtual machine server name open RD Licensing Manager.	➤
Deploy the Remote Desktop Services licensing server role on the virtual machine.	➤
In the RD Licensing Manager, activate the server. Fill out properties as required.	⬆
Open the RDP file in Notepad. Add/admin at the end of the address line. Save the file.	⬇

---

**Answer:**

---

**Answer Area**

Actions		
Use the RDP file to connect to the virtual machine in the Remote Desktop Connection. Sign in as an administrator.		Open the RDP file in Notepad. Add/admin at the end of the address line. Save the file.
In Server Manager, under Remote Desktop Services, for the virtual machine server name open RD Licensing Manager.	➔	Use the RDP file to connect to the virtual machine in the Remote Desktop Connection. Sign in as an administrator.
Deploy the Remote Desktop Services licensing server role on the virtual machine.	⬅	Deploy the Remote Desktop Services licensing server role on the virtual machine.
In the RD Licensing Manager, activate the server. Fill out properties as required.		In Server Manager, under Remote Desktop Services, for the virtual machine server name open RD Licensing Manager.
		In the RD Licensing Manager, activate the server. Fill out properties as required.

---

### Question: 3

You need to create the policy for the Tokyo branch office.  
What should you use?

- A. Azure Active Directory Device Registration Service
- B. System Center 2012 R2 Configuration Manager SP1
- C. Intune
- D. Azure Active Directory
- E. Azure Active Directory Domain Services

---

**Answer: C**

---

Explanation:

References:

<https://docs.microsoft.com/en-us/intune/deploy-use/introduction-to-device-compliance-policies-in-microsoft-intune>

---

### Question: 4

You need to import RemApp1 into the Azure RemoteApp Template Image Library.  
Which tool should you run first?

- A. Disk2VHD
- B. System Preparation Tool
- C. Application Compatibility Toolkit

D. Azure Mobile Apps Software Development Kit installer.

---

**Answer: B**

---

---

**Question: 5**

---

You need to publish the ProseWare premium apps.  
What should you do?

- A. Create a new storage account.
- B. Create a new RemoteApp collection by using the Quick Create option.
- C. Create a new RemoteAppcollection and assign the collection to an existing Azure virtual network.
- D. Create a new Traffic Manager profile.
- E. Create and provision a new ExpressRoute circuit.

---

**Answer: C**

---

Explanation:

References:

<https://azure.microsoft.com/en-gb/documentation/articles/remoteapp-create-hybrid-deployment/>

Case Study: 3

Blue Yonder Airline

Overview

Background

Blue Yonder Airlines provides regional commercial jet services in the continental United States. The company also designs, manufactures, and sells custom parts for jet aircraft. The custom parts business is growing rapidly. Blue Yonder airlines has developed a new part that will help airlines comply with new safety regulations. The company has a backlog of customers that would like to purchase the part.

The Sales department has 500 users and the Engineering department has 200 users. All employees work eight hour shifts. The Sales and Engineering teams cannot effectively collaborate on projects. This has resulted in missed deadlines for releasing new products to manufacturing.

Mobile device management

Blue Yonder Airlines has a subscription to Microsoft Intune for Mobile Device Management (MDM). The subscription includes the MDM Authority and Terms and Conditions components. The company has deployed the Network Device Enrollment service, Enterprise Certification Authority, and the Intune Certificate Connector. Blue Yonder Airlines has an on-premises Microsoft Exchange environment.

The company will use a combination of Intune and Azure RemoteApp for Mobile Application Management.

Mobile devices for employees

Blue Yonder Airlines plans to deploy mobile devices to the Sales and Engineering department employees for use while they are outside of the company network. The company plans to deploy the latest iOS devices for Sales department users and Windows 10 tablet devices for Engineering department users.

You configure a Sales group for Sales department users and an Engineering group for Engineering



department users. In Intune, you configure a computer device group for Windows 10 devices, and a mobile device group for iOS devices. You synchronize the Sales and Engineering groups with Azure Active Directory (AD).

#### Network resources

You have a network file share that is used by Engineering department users to collaborate on projects. The file share is configured with full control permissions. The company is concerned that users may be disrupted if they are suddenly denied access to the file share.

#### Applications

##### Inventory Management App

Blue Yonder Airlines has developed a custom inventory management app. Sales department users must be able to access the app from enrolled mobile devices. The data that the app uses is considered confidential and must be encrypted.

##### New product Sales App

You procure a third-party app from a vendor to support new product sales. The data that the app uses is highly confidential. You must restrict access to the app and the app's data to only Engineering department users. The app has been signed by using a Blue Airlines certificate. This certificate is not trusted by devices that run Windows 10.

##### Product Request Program App

The company has developed the Product Request Program app as a 32-bit Windows application. The application allows the company to manage the sales fulfillment process. It is also used to record customer requests for new parts and services. You plan to publish the Product Request Program app in Azure RemoteApp and configure access for users in the Engineering and Sales departments. This app is not compatible with the iOS platform and cannot be published by using Intune. You create a virtual machine in Azure that runs Windows Server 2012 R2. You install the Product Request Program app on the virtual machine.

#### Business Requirements

You must ensure that the Sales and Engineering teams can share documents and collaborate effectively. Any collaboration solution must be highly available and must be accessible from the internet. You must restrict access to any shared files to prevent access.

You must restrict permissions to the Engineering file share. You must monitor access to the file share.

You must provide users in the Sales and Engineering departments access to the following resources:

- \*Corporate email

- \*File Shares hosted in Microsoft SharePoint Online

- \*The Product Request Program app

#### Technical Requirements

You have the following technical requirements:

- \*Allow all Sales department users to enroll iOS devices for device management and enable encrypted notifications to the devices.

- \*Employees must be able to access company resources without having to manually install certificates or using an out-of-band process.

- \*Employees must only access corporate resources from devices that comply with the company's security policies.

#### Mobile device protection policies

- \*All devices must include a trusted build and must comply with Blue Yonder Airlines password complexity rules.

- \*You must clear all corporate data from a mobile device when the number of repeated log on failures is more than 10.

- \*All devices must be protected from data loss in the event that a device is lost or damaged.

\*Data that is considered confidential must be encrypted on devices.

Additional technical requirements for Engineering department users and devices

\*Users must not be challenged for credentials after they initially enroll a device in Intune.

\*Users must be able to access corporate email on enrolled Windows 10 devices.

\*Devices must be automatically updated when an update is available. You must configure the Intune agent to prompt for restart no more than one time during normal business hours. System restarts to complete update installations must occur outside of normal business hours.

Problem Statements

Sales and Engineering teams

Sales and Engineering department users report that it is difficult to share documents and collaborate on new projects. Blue Yonder Airlines has an urgent need to improve collaboration between the Sales department and Engineering department. Any collaboration solution must be highly available and accessible from the Internet.

Engineering department users report that Intune prompts them to restart their Windows 10 devices every 30 minutes when an update is available for installation. The prompts are disruptive to users.

Security issues

The Blue Yonder Airlines Security team has detected a vulnerability in Windows 10 devices. Microsoft has released a patch to address the vulnerability. The Security department has issued a service announcement. They request that you deploy the patch to all Windows 10 devices managed by Microsoft Intune.

---

### Question: 6

---

DRAG DROP

You need to configure the phones for the Sales department users.

In the Intune administration portal, which three steps should you perform in sequence? To answer, move the appropriate actions from the list of actions to the answer area and arrange them in the correct order.

**Actions**

Create a certificate signing request for the vendor.

Issue a Blue Yonder push notification certificate.

Get push notification service certificate from the vendor.

Create a certificate signing request for Blue Yonder.

Upload the Blue Yonder push notification certificate to Intune.

Upload the vendor push notification certificate to Intune.

**Answer Area**

**Sequence**

↑

→

←

↑

↓

---

**Answer:**

---

**Actions**

- Create a certificate signing request for the vendor.
- Issue a Blue Yonder push notification certificate.
- Get push notification service certificate from the vendor.
- Create a certificate signing request for Blue Yonder.
- Upload the Blue Yonder push notification certificate to Intune.
- Upload the vendor push notification certificate to Intune.

**Answer Area**

**Sequence**

- Create a certificate signing request for the vendor.
- Get push notification service certificate from the vendor.
- Upload the vendor push notification certificate to Intune.

References:

<https://docs.microsoft.com/en-us/intune/deploy-use/set-up-ios-and-mac-management-with-microsoft-intune>

---






### Question: 7

---

DRAG DROP

You need to configure the mobile devices for the Engineering department users.

In the Microsoft Intune administration portal, which four actions should you perform in sequence? To answer, move the appropriate actions from the list of actions to the answer area and arrange them in the correct order.

Actions	Answer Area		
	Sequence		
<b>Create a Trusted Certificate Profile for Windows 8.1 and later devices.</b>			
<b>Export the Blue Yonder root certificate.</b>			
<b>Deploy the profiles to the Engineering group.</b>			
<b>Create a Simple Certificate Enrollment Protocol profile for Windows 8.1 and later devices.</b>			
<b>Create a custom configuration for Windows 10 Desktop and Mobile and later devices.</b>			
<b>Deploy the profiles to the Users group.</b>			

---

**Answer:**

---

Actions	Answer Area
<p>Create a Trusted Certificate Profile for Windows 8.1 and later devices.</p>	<p>Export the Blue Yonder root certificate.</p>
<p>Export the Blue Yonder root certificate.</p>	<p>Create a Trusted Certificate Profile for Windows 8.1 and later devices.</p>
<p>Deploy the profiles to the Engineering group.</p>	<p>Create a Simple Certificate Enrollment Protocol profile for Windows 8.1 and later devices.</p>
<p>Create a Simple Certificate Enrollment Protocol profile for Windows 8.1 and later devices.</p>	<p>Deploy the profiles to the Engineering group.</p>
<p>Create a custom configuration for Windows 10 Desktop and Mobile and later devices.</p>	
<p>Deploy the profiles to the Users group.</p>	

References:

<https://docs.microsoft.com/en-us/intune/deploy-use/configure-intune-certificate-profiles>

**Question: 8**

HOTSPOT

Overview

You need to configure email access for the Engineering department users.

What should you do? To answer, select the appropriate action from each list in the answer area.

**Answer Area**

Task	Actions
Configure the on-premises infrastructure	<div style="border: 1px solid black; padding: 5px;"> <div style="text-align: right; border-bottom: 1px solid black;">▼</div>                     Set up the System Center Configuration Manager Exchange Connector                      Set up the Intune On-Premises Exchange Connector                      Set up the Intune Certificate Connector                 </div>
Define conditions for access	<div style="border: 1px solid black; padding: 5px;"> <div style="text-align: right; border-bottom: 1px solid black;">▼</div>                     Create and deploy an app management policy                      Create and assign a configuration policy                      Create and deploy a compliance policy                 </div>
Configure conditional access	<div style="border: 1px solid black; padding: 5px;"> <div style="text-align: right; border-bottom: 1px solid black;">▼</div>                     Publish Outlook                      Add a group for mail-enabled mobile devices                      Configure the Exchange on-premises policy                 </div>

**Answer:**

**Answer Area**

Task	Actions
Configure the on-premises infrastructure	<div style="border: 1px solid black; padding: 5px;"> <div style="text-align: right; border-bottom: 1px solid black;">▼</div>                     Set up the System Center Configuration Manager Exchange Connector  <span style="border: 2px solid red; padding: 2px;">Set up the Intune On-Premises Exchange Connector</span>                      Set up the Intune Certificate Connector                 </div>
Define conditions for access	<div style="border: 1px solid black; padding: 5px;"> <div style="text-align: right; border-bottom: 1px solid black;">▼</div>                     Create and deploy an app management policy  <span style="border: 2px solid red; padding: 2px;">Create and assign a configuration policy</span>                      Create and deploy a compliance policy                 </div>
Configure conditional access	<div style="border: 1px solid black; padding: 5px;"> <div style="text-align: right; border-bottom: 1px solid black;">▼</div>                     Publish Outlook                      Add a group for mail-enabled mobile devices  <span style="border: 2px solid red; padding: 2px;">Configure the Exchange on-premises policy</span> </div>

**Question: 9**

HOTSPOT

You need to configure access to the custom inventory app for Sales department users.

Which action should you perform to complete each task? To answer, select the appropriate action for each task in the answer area.

**Answer Area**

Task	Actions
Publish the app in Intune.	<div style="border: 1px solid black; padding: 5px;"> <p style="text-align: right;">▼</p> <p>Create a link to the app in Intune.                      Create a link to the app on the BlueYonder.com website.                      Upload the app installation files to the BlueYonder.com website.                      Upload the app installation files to the Intune cloud storage space.</p> </div>
Create a policy with encryption settings.	<div style="border: 1px solid black; padding: 5px;"> <p style="text-align: right;">▼</p> <p>Create a Mobile App Management policy for All Devices.                      Create a Mobile App Management policy for iOS devices.                      Create a compliance policy for All Devices and deploy it to the Sales group.                      Create a configuration policy for iOS devices and deploy it to the Sales group.</p> </div>
Enable installation of the encrypted app.	<div style="border: 1px solid black; padding: 5px;"> <p style="text-align: right;">▼</p> <p>Notify users that the app is available in the company portal.                      Deploy the compliance policy for iOS devices to the Sales group.                      Associate the app with a Mobile App Management policy for iOS.                      Assign the Mobile App management policy for iOS to the Sales group.</p> </div>

**Answer:**

**Answer Area**

Task	Actions
Publish the app in Intune.	<div style="border: 1px solid black; padding: 5px;"> <p style="text-align: right;">▼</p> <p>Create a link to the app in Intune.                      Create a link to the app on the BlueYonder.com website.  <span style="border: 2px solid red; padding: 2px;">Upload the app installation files to the BlueYonder.com website.</span>                      Upload the app installation files to the Intune cloud storage space.</p> </div>
Create a policy with encryption settings.	<div style="border: 1px solid black; padding: 5px;"> <p style="text-align: right;">▼</p> <p>Create a Mobile App Management policy for All Devices.  <span style="border: 2px solid red; padding: 2px;">Create a Mobile App Management policy for iOS devices.</span>                      Create a compliance policy for All Devices and deploy it to the Sales group.                      Create a configuration policy for iOS devices and deploy it to the Sales group.</p> </div>
Enable installation of the encrypted app.	<div style="border: 1px solid black; padding: 5px;"> <p style="text-align: right;">▼</p> <p>Notify users that the app is available in the company portal.                      Deploy the compliance policy for iOS devices to the Sales group.                      Associate the app with a Mobile App Management policy for iOS.  <span style="border: 2px solid red; padding: 2px;">Assign the Mobile App management policy for iOS to the Sales group.</span></p> </div>

References:

<https://docs.microsoft.com/en-us/intune/deploy-use/create-and-deploy-mobile-app-management-policies-with-microsoft-intune>

**Question: 10**



**HOTSPOT**

You need to configure the required security measures for the sales department mobile devices. What should you do? To answer, select the appropriate action from each list in the answer area. Each correct answer is worth one point.

**Answer Area**

Security requirement	Actions
Configure password requirements.	<div style="border: 1px solid black; padding: 5px;"> <div style="text-align: right; border-bottom: 1px solid black;">▼</div> <p>Create a configuration policy for iOS.                      Create a Terms and Conditions policy.                      Create a Corporate Device Enrollment policy.</p> </div>
Require a trusted build.	<div style="border: 1px solid black; padding: 5px;"> <div style="text-align: right; border-bottom: 1px solid black;">▼</div> <p>Determine whether a device is jailbroken.                      Determine whether a device was shipped from another country/region.                      Confirm that the device has an Apple Push Notification Certificate.</p> </div>
Require encryption.	<div style="border: 1px solid black; padding: 5px;"> <div style="text-align: right; border-bottom: 1px solid black;">▼</div> <p>Configure a compliance policy that requires encryption.                      Use a configuration policy for iOS that enforces basic device requirements.                      Configure the Terms and Conditions policy to require encryption on all devices.</p> </div>

---

**Answer:**

---

**Answer Area**

Security requirement	Actions
Configure password requirements.	<div style="border: 1px solid #ccc; padding: 5px;"> <div style="text-align: right; border-bottom: 1px solid #ccc; margin-bottom: 5px;">▼</div> <p><b>Create a configuration policy for iOS.</b>                      Create a Terms and Conditions policy.                      Create a Corporate Device Enrollment policy.</p> </div>
Require a trusted build.	<div style="border: 1px solid #ccc; padding: 5px;"> <div style="text-align: right; border-bottom: 1px solid #ccc; margin-bottom: 5px;">▼</div> <p><b>Determine whether a device is jailbroken.</b>                      Determine whether a device was shipped from another country/region.                      Confirm that the device has an Apple Push Notification Certificate.</p> </div>
Require encryption.	<div style="border: 1px solid #ccc; padding: 5px;"> <div style="text-align: right; border-bottom: 1px solid #ccc; margin-bottom: 5px;">▼</div> <p><b>Configure a compliance policy that requires encryption.</b>                      Use a configuration policy for iOS that enforces basic device requirements.                      Configure the Terms and Conditions policy to require encryption on all devices.</p> </div>

References:

- <https://docs.microsoft.com/en-us/intune/deploy-use/ios-policy-settings-in-microsoft-intune>
- <https://docs.microsoft.com/en-us/intune/deploy-use/introduction-to-device-compliance-policies-in-microsoft-intune>

## Thank You for trying 70-398 PDF Demo

To Buy Latest 70-398 Full Version Download visit link below

<https://www.certkillers.net/Exam/70-398>

## Start Your 70-398 Preparation

**[Limited Time Offer]** Use Coupon “CKNET” for Further discount on your purchase. Test your 70-398 preparation with actual exam questions.

<https://www.certkillers.net>