



Microsoft

70-385

Recertification for MCSE: Messaging

D. Set-ADSite

Answer: A

QUESTION: 90

You have an Exchange Server 2010 organization.

You deploy several Exchange Server 2013 servers to the organization and you deploy the required certificates.

You attempt to connect to an Exchange Server 2013 server by using Outlook Web App and you discover the error message shown in the exhibit (Click the Exhibit button.)

Exhibit: * Missing*

You need to prevent the error message from appearing when users access Outlook Web App on the new servers. What should you do?

- A. Remove the Exchange Server 2010 servers from the organization.
- B. Run the Remove-ExchangeCertificate cmdlet.
- C. From the Exchange Management Console, remove the certificates from the Exchange Server 2010 servers.
- D. From the Exchange Admin Center, modify the properties of the OWA virtual directory.

Answer: B

QUESTION: 91

DRAG DROP

You have an Exchange Server 2007 organization.

You are migrating the organization to Exchange Server 2013. The migration will last eight weeks. All servers are in a site named Site1.

The servers in the organization are configured as shown in the following table.

/* TABLE MISSING */

Users who have mailboxes on all of the servers will access Outlook Anywhere by using the mail.adatum.com name.

You need to recommend which servers must be associated to the autodiscover.adatum.com and mail.adatum.com names.

Which servers should you identify for each name? (To answer, drag the appropriate servers to the correct names. Each server may be used once, more than once, or not at all. You may need to drag the split bar between panes or scroll to view content.)



Answer:



QUESTION: 92

DRAG DROP

You have an Exchange Server 2013 organization that contains a server named EX1. You have a user named User1 in the marketing department. You need to prevent User1 from submitting more than 50 email messages per minute to the Exchange Server organization by using Microsoft Outlook. Which three commands should you run?

To answer, move the three appropriate commands from the list of commands to the answer area and arrange them in the correct order.

Commands	Answer Area
<code>new-workloadpolicy -workloadtype transport 50</code>	
<code>\$b = get-throttlingpolicy limits</code>	
<code>set-mailbox -identity user1 -throttlingpolicy \$b</code>	
<code>set-mailbox -identity user1 -recipientlimits 50</code>	
<code>new-throttlingpolicy limits -messengeratelimit 50</code>	
<code>set-transportserver -identity ex1 -maxoutboundconnections \$b</code>	
<code>new-throttlingpolicy limits -recipientratelimit 50</code>	

Answer:

Commands	Answer Area
<code>new-workloadpolicy -workloadtype transport 50</code>	<code>new-throttlingpolicy limits -messengeratelimit 50</code>
<code>\$b = get-throttlingpolicy limits</code>	<code>\$b = get-throttlingpolicy limits</code>
<code>set-mailbox -identity user1 -throttlingpolicy \$b</code>	<code>set-mailbox -identity user1 -throttlingpolicy \$b</code>
<code>set-mailbox -identity user1 -recipientlimits 50</code>	
<code>new-throttlingpolicy limits -messengeratelimit 50</code>	
<code>set-transportserver -identity ex1 -maxoutboundconnections \$b</code>	
<code>new-throttlingpolicy limits -recipientratelimit 50</code>	

QUESTION: 93

Your company has a main office and a branch office.

You have an Exchange Server 2013 organization.

The company recently built a new meeting room in the branch office.

You need to ensure that the meeting room is available by using the Room Finder feature in Microsoft Outlook.

Which cmdlet should you run?

- A. Set-MailboxCalendarConfiguration
- B. New-Mailbox
- C. Set-CalendarProcessing
- D. New RemoteMailbox

Answer: B

QUESTION: 94

Your company has three offices. Each office is configured as an Active Directory site. You have three servers that have Exchange Server 2013 installed named EX1, EX2 and EX3. All three servers have the Client Access server role and the Mailbox server role installed. The Active Directory site links and costs are configured as shown in the exhibit. (Click the Exhibit button.)



Site B is designated as a hub site. EX2 fails.

You discover that all email messages sent from the users in Site A to the users in Site C are queued on a server in Site A. You need to ensure that the email messages are sent to Site C as quickly as possible. What should you do first?

- A. Modify the Active Directory site link costs.
- B. Configure Site A as a hub site.
- C. Modify the Exchange-specific site link cost.
- D. Remove the hub site.

Answer: D

QUESTION: 95

DRAG DROP

You have an Exchange Server 2013 organization.

You create a script named New-CustomMailbox.ps1 to create mailboxes based on your company's requirements.

You create a role group named Mailbox Provisioning.

You need to ensure that the members of Mailbox Provisioning can create new mailboxes only by using New-CustomMailbox.ps1.

In which sequence should you run the commands? (To answer, move all of the commands from the list of commands to the answer area and arrange them in the correct order.)

Commands	Answer Area
New-ManagementRole "Helpdesk Provisioning Script" -UnScopedTopLevel	
New-ManagementRoleAssignment "Unscoped Role Management-Organization Management" -Role "Unscoped Role Management" -SecurityGroup "Organization Management"	
Add-ManagementRoleEntry "Helpdesk Provisioning Script\New-CustomMailbox.ps1" -Parameters Name - UnScopedTopLevel	
New-ManagementRoleAssignment "Helpdesk Provisioning Script-Helpdesk Provisioning" -Role "Helpdesk Provisioning Script" -SecurityGroup "Helpdesk Provisioning"	

Answer:

Commands	Answer Area
New-ManagementRole "Helpdesk Provisioning Script" -UnScopedTopLevel	New-ManagementRoleAssignment "Unscoped Role Management-Organization Management" -Role "Unscoped Role Management" -SecurityGroup "Organization Management"
New-ManagementRoleAssignment "Unscoped Role Management-Organization Management" -Role "Unscoped Role Management" -SecurityGroup "Organization Management"	New-ManagementRole "Helpdesk Provisioning Script" -UnScopedTopLevel
Add-ManagementRoleEntry "Helpdesk Provisioning Script\New-CustomMailbox.ps1" -Parameters Name - UnScopedTopLevel	Add-ManagementRoleEntry "Helpdesk Provisioning Script\New-CustomMailbox.ps1" -Parameters Name - UnScopedTopLevel
New-ManagementRoleAssignment "Helpdesk Provisioning Script-Helpdesk Provisioning" -Role "Helpdesk Provisioning Script" -SecurityGroup "Helpdesk Provisioning"	New-ManagementRoleAssignment "Helpdesk Provisioning Script-Helpdesk Provisioning" -Role "Helpdesk Provisioning Script" -SecurityGroup "Helpdesk Provisioning"

QUESTION: 96

HOTSPOT

A school has 200 students and 10 classes. Each class has 20 students. Each class has one teacher. The school has five administrative staff members.

You need to design an Exchange Server 2013 organization for the school. The design must meet the following requirements:

Students must be able to view only the email addresses of the other students in their class, the teacher of their class, and the entire administrative staff.


Teachers must be able to view only the email addresses of the students in their class, all of the other teachers, and the entire administrative staff.

The administrative staff must be able to see the email addresses of everyone. Everyone will use Microsoft Outlook 2013 to view a list of all the users.


You need to identify the minimum number of address lists, global address lists, Offline

Address Books (OABs), and address book policies required for the design.
How many of each should you identify? (To answer, select the appropriate numbers in the answer area.)

Answer Area


Address lists: 


Global address lists: 


OABs: 


Address book policies: 

Answer Area

Address lists: 

Global address lists: 

OABs: 


Address book policies: 

Answer:


Answer Area

Address lists: 

1
10
11
12
21

Global address lists: 

1
10
11
12
21

OABs: 

1
10
11
12
21

Address book policies: 

1
10
11
12
21

QUESTION: 97

HOTSPOT

You have an Exchange Server 2013 organization that contains three servers. The servers are configured as shown in the following table.

Server name	Role(s)	Configuration
EX01	Mailbox server Client Access server	OAB generation server Expansion server for DL1
EX02	Client Access server	<i>Not applicable</i>
EX03	Mailbox server	<i>Not applicable</i>

All inbound email messages from the Internet are routed through EX01. You plan to remove EX01 from the organization.

You need to ensure that all of the functionalities of EX01 are transferred to EX02 and EX03. The solution must minimize administrative effort.

Which functionality should you transfer to each server? (To answer, select the appropriate server for each functionality in the answer area.)

Answer Area

OAB generation server:

Expansion server for DL1:

Inbound SMTP server from the Internet:

Answer Area

OAB generation server:

- EX02
- EX03

Expansion server for DL1:

- EX02
- EX03

Inbound SMTP server from the Internet:

- EX02
- EX03

Answer:

Answer Area

OAB generation server:

Expansion server for DL1:

Inbound SMTP server from the Internet:

QUESTION: 98

You have an Exchange Server 2013 organization named adatum.com. The organization contains five Mailbox servers and two Client Access servers.

You need to ensure that an administrator named user1 receives a daily email message that contains a log of all the Exchange Server administrative actions.

Which cmdlet should you use in a scheduled task?

- A. Search-AdminAuditLog
- B. Set-Mailbox
- C. New-AdminAuditLogSearch
- D. Set-ExchangeServer
- E. Set-AdminAuditLogConfig

Answer: C

QUESTION: 99

DRAG DROP

You have an Exchange Server 2013 organization that contains a server named EX1. EX1 has the Mailbox server role and the Client Access server role installed.

You plan to enable anti-spam protection on EX1.

You need to configure the message hygiene settings for email messages received from the Internet.

The solution must meet the following requirements:

- ☞ Place email messages that contain the word Contoso in a quarantine folder.
- ☞ Block all email messages sent to former employees who no longer work for the company.
- ☞ Reject all email messages sent from a source that has a sender reputation level (SRL) of 7 or greater.

What should you configure? (To answer, drag the appropriate transport objects to the correct requirements. Each object may be used once, more than once, or not at all. You may need to drag the split bar between panes or scroll to view content.)

Transport Objects	Answer Area
Content Filter agent	Place email messages that contain the word Contoso in a quarantine folder.
Protocol Analysis agent	Block all email messages sent to former employees who no longer work for the company.
Receive connector	Reject all email messages sent from a source that has a sender reputation level (SRL) of 7 or greater.
Recipient Filter agent	Transport object
Sender Filter agent	Transport object
	Transport object

Answer:

Transport Objects	Answer Area
Content Filter agent	Place email messages that contain the word Contoso in a quarantine folder.
Protocol Analysis agent	Block all email messages sent to former employees who no longer work for the company.
Receive connector	Reject all email messages sent from a source that has a sender reputation level (SRL) of 7 or greater.
Recipient Filter agent	Content Filter agent
Sender Filter agent	Recipient Filter agent
	Protocol Analysis agent

QUESTION: 100

HOTSPOT

Your network contains an Active Directory forest named contoso.com. The forest contains two domains named contoso.com and nwtraders.com.

You plan to deploy a new Exchange Server 2013 organization named Contoso.

You need to ensure that you can deploy the first Exchange Server 2013 server to the forest root domain.

What command should you run before you deploy the first Exchange Server 2013 server? (To answer, select the appropriate options in the answer area.)

Answer Area

Setup.exe

Answer Area

Setup.exe

<input type="text"/>	<input type="text"/>	<input type="text"/>
/PrepareAD /PrepareDomain /PrepareSchema	/OrganizationName:Contoso /PrepareDomain:contoso.com /Role:ManagementTools	/IAcceptExchangeServerLicenseTerms /InstallWindowsComponents /PrepareDomain:nwtraders.com

Answer:

Answer Area

Setup.exe

<input type="text"/>	<input type="text"/>	<input type="text"/>
/PrepareAD /PrepareDomain /PrepareSchema	/OrganizationName:Contoso /PrepareDomain:contoso.com /Role:ManagementTools	/IAcceptExchangeServerLicenseTerms /InstallWindowsComponents /PrepareDomain:nwtraders.com

For More exams visit <https://killexams.com> -



DON'T KNOW
OR NO PREFERENCE

Pass your exam at First Attempt....Guaranteed!